

StoBrick

Insulated brick facades

Facade




Cladding

The ideal façade finish with a wide selection of colours and textures to create the connection between authentic and modern. StoBricks offer freedom in the pattern to give each building an individual character - the possibilities are limitless.



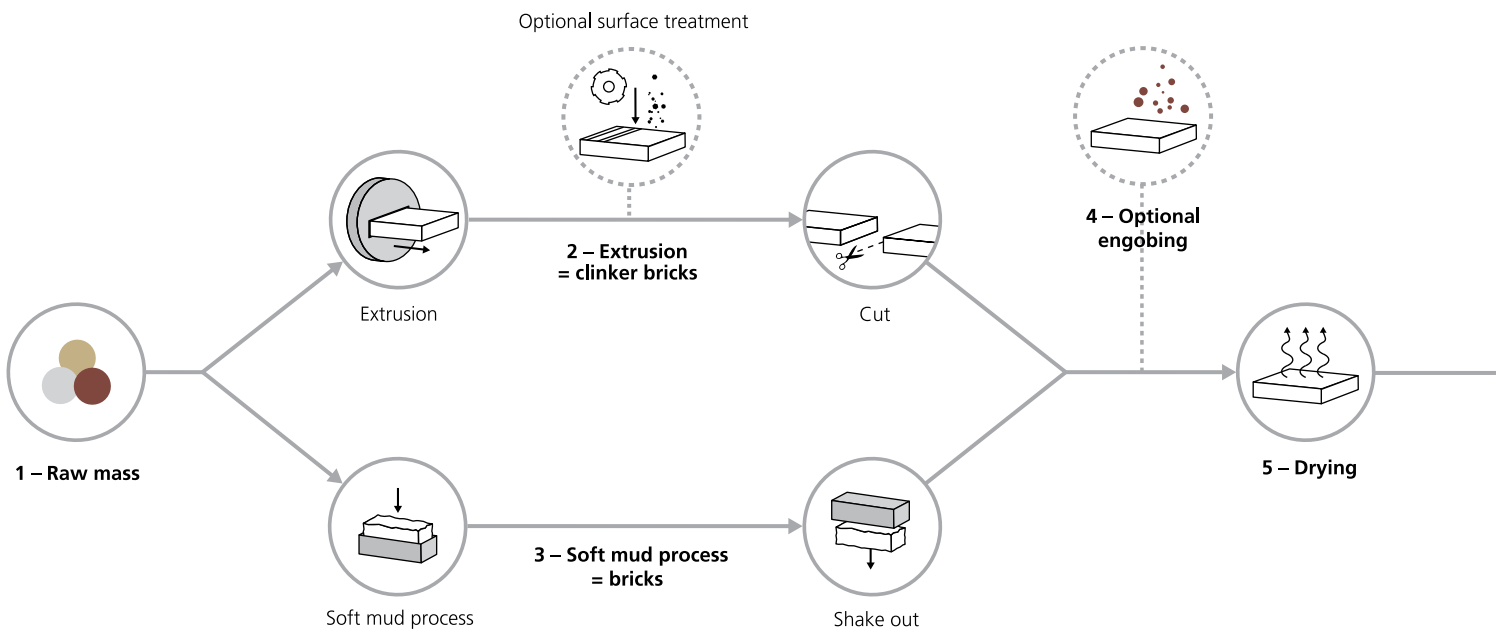
All images are for visual representation of the application only. All relevant health and safety guidelines must be followed and all PPE must be worn when installing a Sto Ltd system. Please note that the details, illustrations, general technical information, and drawings contained in this brochure are only general proposals and details which merely describe the basic functions schematically. They are not dimensionally accurate. The applicator/customer is solely responsible for determining the suitability and completeness of the products used for the respective construction project. Neighbouring works are described only schematically. All specifications and information must be adjusted or agreed in the light of local conditions and do not constitute work, detail, or installation plans. The technical specifications and product information included in the Technical Data Sheets and system descriptions/approvals must be observed.



Our bricks

The raw material which forms the basis of bricks is known as loam: a mixture of sand, silt, and clay. Of these constituents, clay plays a crucial role in determining the material's properties after the obligatory firing process. The inclusion of various different aggregates affects the fired result in terms of its final colour scheme.

Manufacture and material design



Manufacturing bricks (simplified version)

Production and design influencing factors in detail:

1 - Raw mass

Loam is the raw material which makes up bricks; its clay content plays a crucial role in determining the properties of the product after the firing process. The choice of raw material and the additional aggregates already have a strong influence on the appearance of the end product.

Factors influencing the design:

Raw material: red-firing and yellow-firing clays; white-firing clay relatively rarely.

Aggregate: mixed into the raw mass.

Examples:

- Iron - red
- Calcium - light yellow (oxidation); green (reduction)
- Titanium - yellow (e.g. sunflower)
- Chrome - violet (e.g. aubergine) or grey
- Manganese - brown, grey or black
- Sawdust - pores in material and on the surface (due to firing)

2 - Extrusion

(Manufacturing process for high-density "clinker" bricks)

Extrusion involves pressing the raw mass through the die under high pressure. This produces a long, smooth strand.

Factors influencing the design:

Die: specifies the width and height.

Surface treatment, mechanical: the damp, smooth strand can be embossed sporadically by treating the surface and/or edge.

Surface treatment, aggregates: these are applied to the damp strand.

Examples:

- Fused patches (salts or coal) - sintered, glossy efflorescence (glassy finish), baked, cinder-like or partially crater-like scorch marks
- Sand - sandy surface

Cutting: the first long strand is cut to size. The extrusion process makes it easy to create extremely long formats.

3 - Soft mud process

(Manufacturing process for bricks)

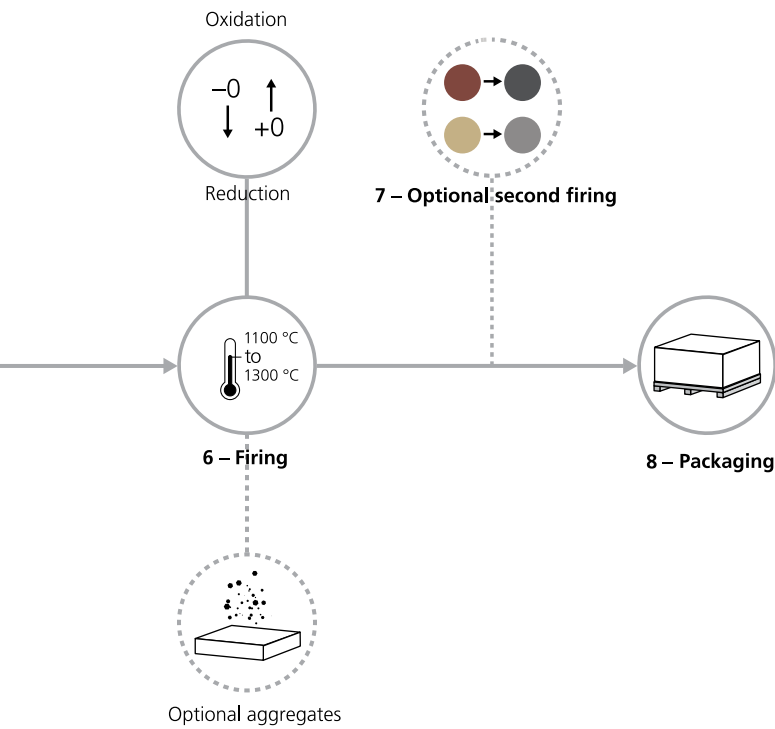
The soft mud process involves pressing the raw mass into casting moulds and then shaking it out.

Factors influencing the design:

Pressing the raw mass: pressing into the casting mould produces distinctive, uneven crease marks and/or crimped/raised edges and ridges.

Releasing: once the blank has been formed, a release agent is required to release it. The two commonly-available processes result in two different characteristics:

- Sand-struck - the inside of the press mould is sprinkled with sand. This results in friction marks from the sand on the surfaces of the bricks.
- Water-struck - water is applied to the casting moulds. This typically results in a smoother surface with vertical score marks and a scratched texture on the lateral faces.



To get from the raw material to the finished product, there are two important manufacturing processes:

- Extrusion process for the production of clinker
- Molding process for the production of bricks

In the two manufacturing processes, there are different influencing factors for material design. From this we have developed our clinker and brick base assortment.

4 – Engobing

An engobe is a ceramic coating made of a different-coloured clay, which is applied before the brick dries.

Factors influencing the design:

Choice of engobe: change in colouring (opaque covering or translucent).

Type of application: full or selective coverage.

5 – Drying

After they have been shaped, the fresh bricks are dried out to reduce the water content. Insufficient drying shrinkage can lead to warping and crack formation later in the firing process.

6 – Firing process

The bricks are fired at temperatures of between 1,100 and 1,300 °C.

Factors influencing the design:

Temperature and firing time: the higher the temperature or longer the firing time, the darker the product.

Selective flame treatment: results in areas of darker colouring.

Oxidation/Reduction: the colouring can also be affected by the addition (oxidation) or removal (reduction) of oxygen during the firing process. The effect depends on the raw mass (see raw mass, aggregates).

Aggregates: aggregates can be applied right at the beginning of the process chain or during the firing process. Applying during the firing process produces seemingly random results.

7 – Second firing

Bricks which have already been fired are heated again to between 900 and 1,000 °C in a special batch furnace before being cooled in a reductive atmosphere (without oxygen). This extracts oxygen from the clay minerals.

Factors influencing the design:


The brick pieces obtain a grey to black colour or colouring depending on the raw mass used.

8 – Packaging

The bricks are packed onto pallets in batches per firing process. This is why it's important to mix up the various pallets when laying the bricks for large construction projects, in order to avoid noticeable colour clusters in the building.

StoBrick range

StoBrick 100



180



100*



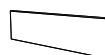
130



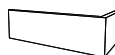
190

Manufacturing process: Extrusion
Surface: Fine texture
Colouring: Monochrome
Gloss level: Matt/sporadically silk gloss
Edges: Even, slightly rounded
Rear side: Longitudinal grooves

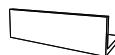
Standard formats and corner solutions



240 x 71 x 11 mm



240/115 x 71 x 11 mm



240 x 115/71 x 11 mm

*Release of light reflectance value required

Other formats available subject to a minimum order quantity. Please contact Sto for further details.

StoBrick 200




200



250



260



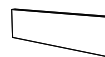
265*



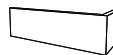
270

Manufacturing process: Extrusion
 Surface: Fine texture
 Colouring: Changing monochrome
 Gloss level: Matt/sporadically silk gloss
 Edges: Even, slightly rounded
 Rear side: Longitudinal grooves

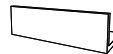
Standard formats and corner solutions



240 x 71 x 11 mm



240/115 x 71 x 11 mm



240 x 115/71 x 11 mm

* Release of light reflectance value required

Other formats available subject to a minimum order quantity. Please contact Sto for further details.

StoBrick range

StoBrick 300



310 (i)



300* (i)



302* (ii)



315 (i)



335 (i)



340 (ii)



360 (i)



366 (ii)



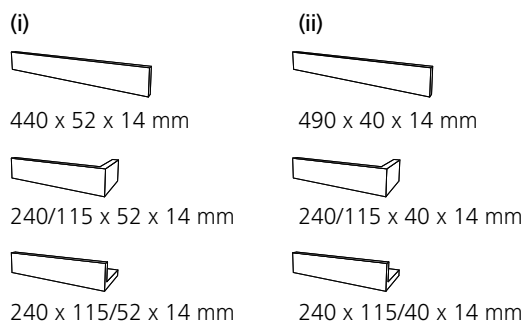
372 (ii)



392* (ii)

Manufacturing process: Extrusion
 Surface: Fine texture, vertical press structures, sporadic fused patches (glossy efflorescence due to particles fused in the firing process)
 Colouring: Monochrome/changing monochrome
 Gloss level: Matt/silk matt, sporadically gloss (fused patches)
 Edges: Uneven, wavy, slightly rounded
 Rear side: Longitudinal grooves

Standard formats and corner solutions



Other formats available subject to a minimum order quantity. Please contact Sto for further details.

*Release of light reflectance value required

StoBrick 400



450 (ii)



400* (i)



410 (ii)



425 (ii)



435 (i)



438 (i)



465 (ii)



469 (i)



470 (ii)



480* (i)

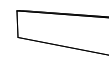


490* (ii)

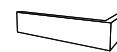
Manufacturing process: Extrusion
 Surface: Rough texture, sandy, vertical press structures
 Colouring: Monochrome/changing polychrome
 Gloss level: Matt
 Edges: Uneven, wavy, slightly rounded
 Rear side: Longitudinal grooves

Standard formats and corner solutions

(i)



240 x 71 x 14 mm

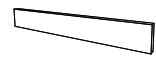


240/115 x 71 x 14 mm



240 x 115/71 x 14 mm

(ii)



400 x 71 x 14 mm

*Release of light reflectance value required

Other formats available subject to a minimum order quantity. Please contact Sto for further details.

StoBrick range

StoBrick 600



670



610*



630



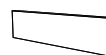
640



650

Manufacturing process:	Extrusion
Surface:	Coarse texture, porous, vertical grooves, sporadic fused patches (glossy efflorescence due to particles fused in the firing process)
Colouring:	Monochrome/changing polychrome
Gloss level:	Matt/silk matt, sporadic glossy (fuzzed patches)
Edges:	Uneven, wavy, bead-like
Rear side:	Longitudinal grooves

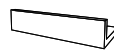
Standard formats and corner solutions



240 x 52 x 14 mm



240/115 x 52 x 14 mm



240 x 115/52 x 14 mm

*Release of light reflectance value required

Other formats available subject to a minimum order quantity. Please contact Sto for further details.

StoBrick 800



810*



830



840



850



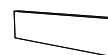
870



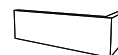
880

Manufacturing process: Extrusion
 Surface: Rough texture, horizontal pinched structures, sporadic fused patches (glossy efflorescence due to particles fused in the firing process)
 Colouring: Monochrome/changing polychrome
 Gloss level: Matt
 Edges: Uneven, wavy, rounded
 Rear side: Longitudinal grooves

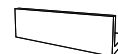
Standard formats and corner solutions



240 x 71 x 14 mm



240/115 x 71 x 14 mm



240 x 115/71 x 14 mm

*Release of light reflectance value required

Other formats available subject to a minimum order quantity. Please contact Sto for further details.

The figures are not binding with regard to their colour shade and patterns. Due to varying production methods and product types, differences to the respective original products are possible and cannot be excluded. No claims regarding such variations as a result of the above causes will be accepted.

StoBrick range

StoBrick 1000

*Other colours available, refer to supporting document



1082



1000*



1004



1007



1008*



1026



1027



1084



1087



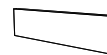
1088

Manufacturing process: Soft mud process, water-struck
 Surface: Fine texture, sporadically porous, vertical score marks
 Colouring: Monochrome/changing polychrome
 Edges: Uneven, bead-like
 Rear side: Sawed, smooth

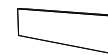
Standard formats and corner solutions

Range from:

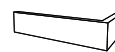
to:



215 x 65 x 20 mm



218 x 52 x 20 mm



215/102 x 65 x 20 mm



218/72 x 52 x 20 mm



215 x 102/65 x 20 mm



218 x 72/52 x 20 mm

*Release of light reflectance value required
 Not all bricks are available in standard formats.
 Please contact Sto for further details.

Other formats available subject to a minimum order quantity. Please contact Sto for further details.

StoBrick 1200



1203



1200



1201



1202*



1204



1205



1206



1207



1208*



1209*

Manufacturing process:

Soft mud process, water-struck

Surface:

Rough texture, sporadic porous, vertical score marks

Colouring:

Changing polychrome

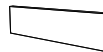
Edges:

Uneven, rounded

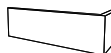
Rear side:

Sawn, smooth

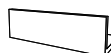
Standard formats and corner solutions



217 x 65 x 20 mm



217/115 x 65 x 20 mm



217 x 115/65 x 20 mm

*Not available in standard formats.

Other formats available subject to a minimum order quantity. Please contact Sto for further details.

StoBrick range

StoBrick 2000

*Other colours available, refer to supporting document



2031



2032



2034



2056



2060



2066



2067



2080



2085



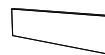
2086




2090

Manufacturing process: Soft mud process, sand-struck
 Surface: Fine texture, horizontal score marks, sporadic fused patches (glossy efflorescence due to particles fused in the firing process)
 Colouring: Monochrome/polychrome
 Edges: Uneven and bead-like with ridges
 Rear side: Sawn, smooth

Standard formats and corner solutions



240 x 71 x 14 mm



240/115 x 71 x 14 mm



240 x 115/71 x 14 mm

Not all bricks are available in standard formats. Please contact Sto for further details.

Other formats available subject to a minimum order quantity. Please contact Sto for further details.

StoBrick 3000

*Other colours available, refer to supporting document



3370 (ii)



3115 (i)



3120 (ii)



3125 (i)



3135 (i)



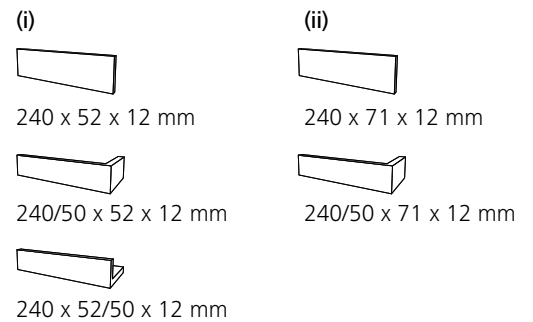
3140 (i)



3250 (i)

Manufacturing process: Extrusion
 Surface: Fine texture
 Colouring: Changing monochrome (3115-3140)
 Changing polychrome (3250)
 Gloss level: Matt/sporadically silk-glossy
 Edges: Uneven, slightly rounded
 Rear side: Longitudinal grooves

Standard formats and corner solutions



Other formats available subject to a minimum order quantity. Please contact Sto for further details.

Reference projects



Bottom left:

Private Housing, Frankfurt, DE
Architect: ABG Frankfurt Holding, Jörg Dreisbach,
Frankfurt, DE

Top left:

DSB Büro- und Gewerbeareal, Viborg, DK
Architect: KPF ARKITEKTER, Viborg, DK

Right:

Bürogebäude Köln Cubus, DE-Köln
Architect: ASTOC GmbH & Co. KG, Köln, DE





Reference projects



Bottom right:

Parkside, Freudenstadt

Housing Freudenstadt, DE

Architect: Schmelzle+Partner mbB Architekten BDA

Hallwangen, DE


Top right:

Marina on Schlossinsel, Hamburg, DE


Architect: Lorenz Gruppe Hamburg, DE




From bond to pattern



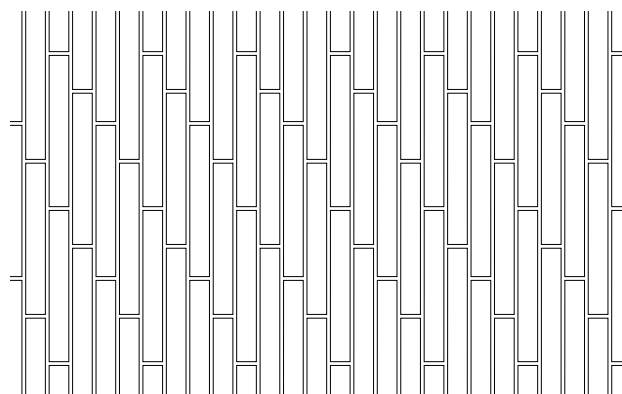
NF stretcher bond 1/2 offset, horizontal



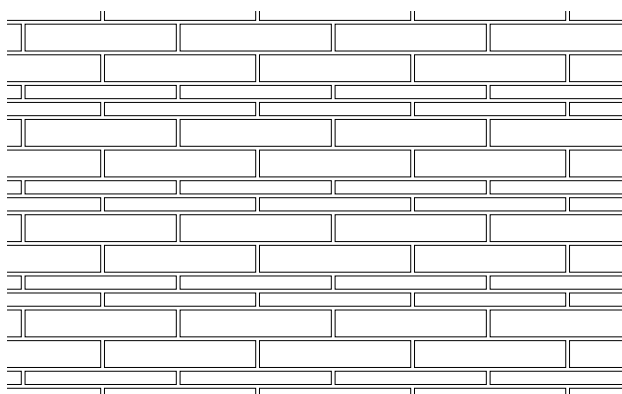
NF stretcher bond 1/4 offset, vertical



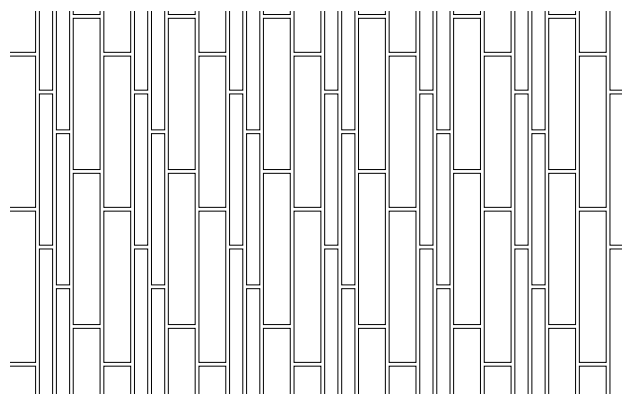
DF LF stretcher bond 1/2 offset, horizontal



DF LF stretcher bond 1/4 offset, vertical



Combination of two format heights (LF and RF), horizontal



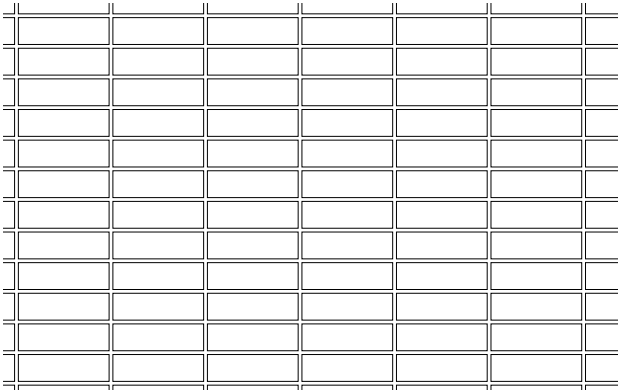
Combination of two format heights (LF and RF), vertical

Formats used:

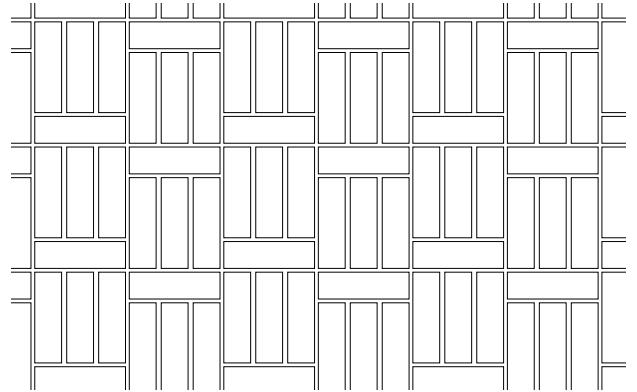
NF = 71 x 240 mm

LF = 71 x 400 mm


DF LF = 52 x 440 mm




NF stack bond, horizontal



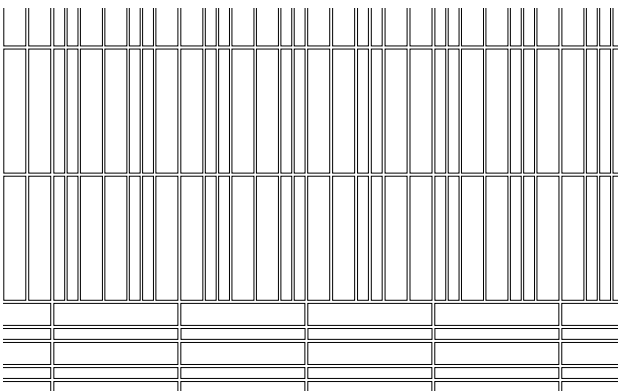
NF single basket weave bond, horizontal and vertical



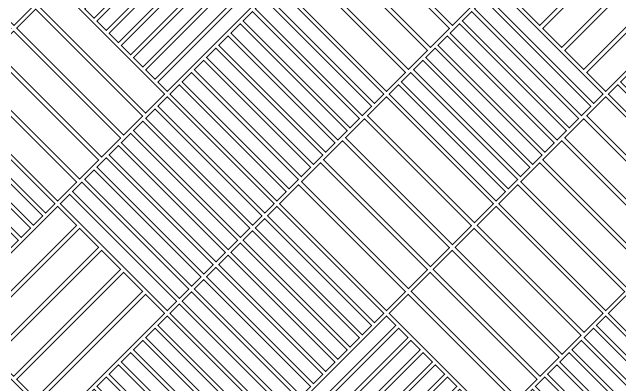
DF LF stack bond, vertical



DF LF herringbone bond, horizontal and vertical




Combination of two format heights (LF and RF) as stack bond horizontal and vertical



Combination of two format heights (LF and RF) as stack bond horizontal and vertical, rotated

Reliability

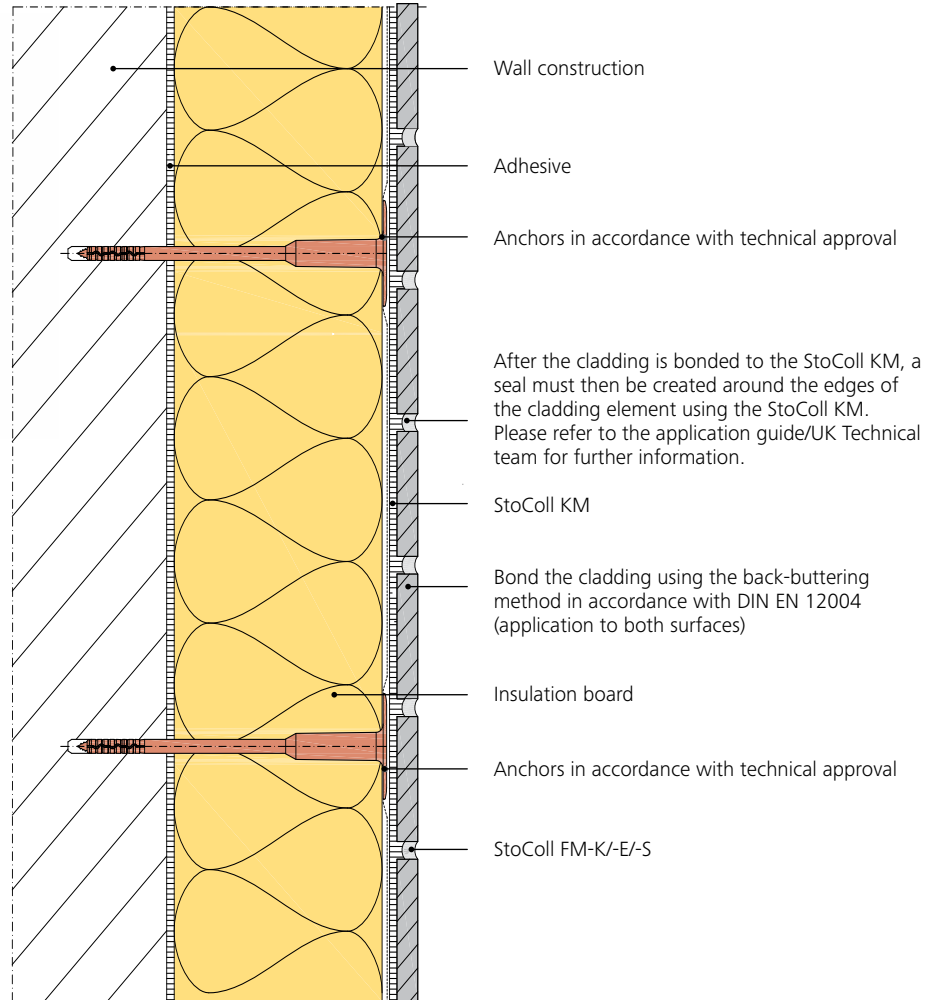
StoTherm Mineral



System build-up

- 1 Adhesive
- 2 Insulation
- 3 Base coat
- 4 Reinforcement
- 5 Fixing
- 6* Mineral smoothing coat if required (*not shown)
- 7 Adhesive
- 8 Pointing mortar
- 9 Brick slips

Construction details



Tested systems

Reaction to fire:

StoTherm Mineral (insulation: mineral wool): fire classification A2-s1, d0 in accordance with EN 13501-1

National technical approval: Z-33.46-422

- Ageing tests using hygrothermal weathering have been carried out on all system configurations offered
- Practical experience gained since 1994
- All system components subject to constant quality control and monitoring

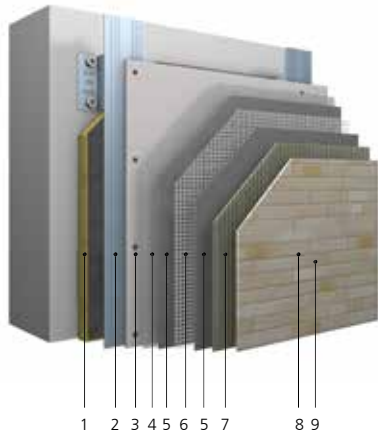
Personal consultation

Our team of project managers, account managers and technical advisors will support you throughout all planning phases, including sampling, detailing, tendering and applicator training.

The team of advisors is in turn supported by the EWIS experts from our technical project service.

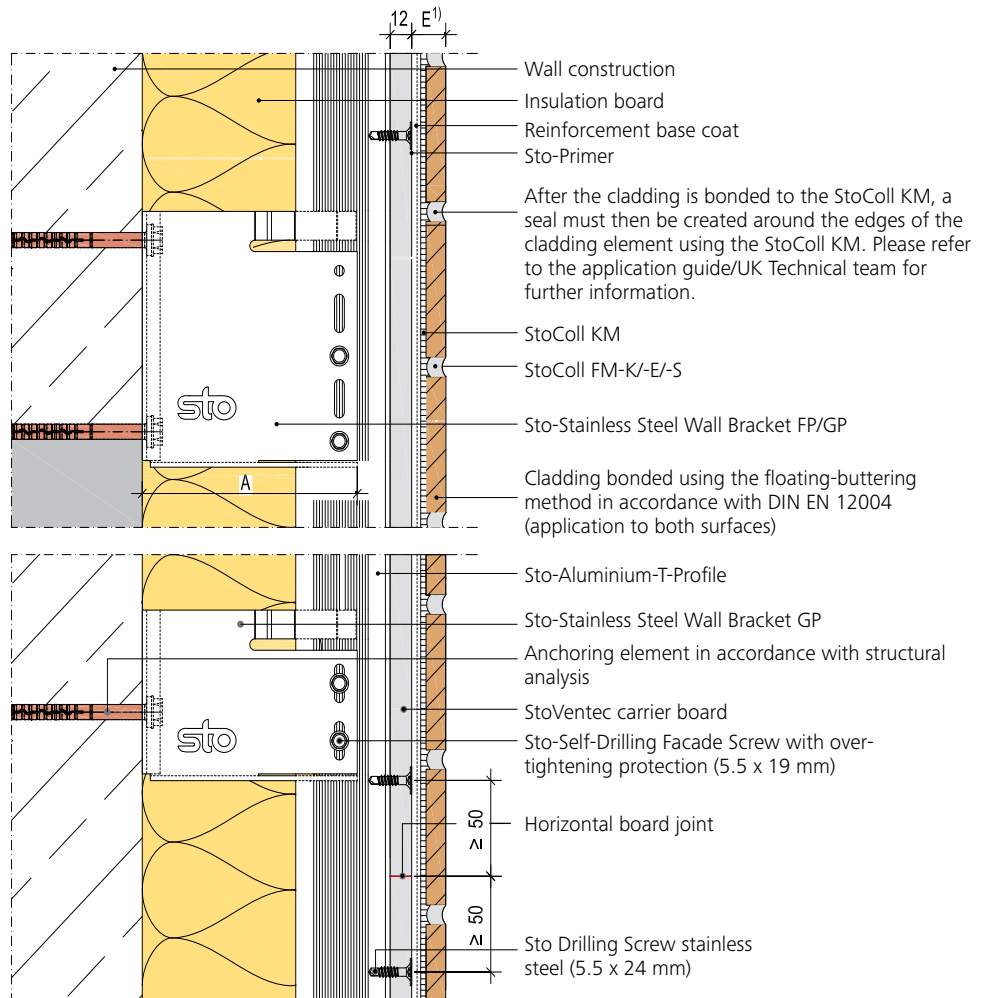
StoVentec

Construction details



System build-up

- 1 Insulation
- 2 Sub-construction
- 3 Render carrier board
- 4 Primer
- 5 Base coat
- 6 Reinforcement
- 7 Adhesive
- 8 Pointing mortar
- 9 Brick slips



One insulation system, many options

External wall insulation systems are applied to approximately 170 million m² of facade surface throughout Europe each year. They not only contribute significantly to the building's energy efficiency but also offer numerous options for decorating the facade surface.

The StoBrick elements showcased in this brochure are just one way of customising your EWIS facade.

Additional facade finishes include:

Render

Our seamless coating comes in a vast range of colours and textures, offering a multitude of design options.

Three-dimensional facade elements

We can produce sculptural shapes, ledges and panels from our Verolith material to apply to EWIS in accordance with your design.

Acrylic brick slips

Brick appearance slips made from acrylic render, making them weather resistant and vapour permeable. Available in six standard colours, or in up to 800 bespoke colours on request.

Head Office

Sto Ltd.
2 Gordon Avenue
Hillington Park
Glasgow
G52 4TG
Tel +44 (0)141 892 8000
Fax +44 (0)141 404 9001
info.uk@sto.com
www.sto.co.uk

**Midlands Training &
Distribution Centre**

Sto Ltd.
Unit 700
Catesby Park
Kings Norton
Birmingham
B38 8SE
Tel +44 (0)141 892 8000
info.uk@sto.com
www.sto.co.uk

**Ireland Office
& Distribution Centre**

Sto Ltd.
E7 Riverview Business Park
Nangor Road
Clondalkin
Dublin 22
D12 AD93
Tel +353 (0)1460 2305
Fax +353 (0)1460 2455
info.ie@sto.com
www.sto.ie