

Microlift

Europe's most popular range of dumb waiters, ideal for use in all sorts of work and domestic environments



Stannah

A smiling chef with long brown hair, wearing a white chef's coat and a black necktie, is holding two white plates of food. The background shows a restaurant interior with wooden chairs and tables. A purple semi-transparent box is overlaid on the bottom right of the image, containing a quote and the chef's name.

“It’s impossible to do my job without our Stannah Microlifts, and I love the heating feature – an invaluable innovation!”

James Brown, Head Chef at The Grange Hotel, York

Stannah Microlifts: the perfect helping hand

Our experience and vast product range enables us to give you the best advice and the perfect product, within your budget and with that special Stannah ingredient – personal service. A lifetime of product support is provided to you locally via our national network of lift service engineers. Simply put, we aim to make your life easier with a seamless service from order to installation and beyond.

CONTENTS

About Microlift	4
Specifications	6
Technical Information	8
About Stannah	10



Our Microlifts will help you adhere to the Manual Handling Regulations. For more information, visit www.stannahlifts.co.uk

The UK's best-selling service lift range

The Stannah Microlift range includes four 50kg and two 100kg structure supported models, offering a wide choice of car sizes 'off the shelf' as well as quick, easy and economical installation. From the smallest document or bottle of wine to a heavy trolley or beer barrel, there's a Microlift that makes life easier in homes and workplaces alike.



How long does installation take?

Just one to two days for a two-floor lift. Our specially trained fitters will install your Microlift with minimal disruption to your premises.

A second visit by our engineers will follow once the builders work has been completed. This visit will include the testing, commissioning and training in the safe operation of the equipment.

What about the builders work?

This is quite straightforward, and is usually done in two stages. Stage one requires a pre-built shaft with an appropriately-sized opening to be made in each floor the lift travels through, together with an electrical power supply.

After we have installed your Microlift your builder will, at stage two, finish enclosing the shaft and decorate to your choice. Once all building work is complete, we will then return to test, commission and UKCA mark the lift. So, within a short time, you will have a fully fitted Microlift working for you, helping to make life easier.

What is the next step?

Call us to arrange a free survey of your premises. We'll be able to offer expert guidance on how to approach your lifting requirements and there's no obligation whatsoever.



Microlift 50-100kg specification

Car: Constructed in mild steel, finished in grey baked enamel RAL 7038 with a stainless steel base and a removable stainless steel shelf. The car can also be finished in stainless steel. Other finishes are available – please contact us for details.

Speed: 0.35m/s.

Entrances: High quality, smooth operation rise and fall shutters are fitted with safety locks to comply with regulations and can be finished in either grey baked enamel RAL 7038 or stainless steel. Hinged doors are available as an option on all models.

Car entrance protection: To meet the Essential Safety Requirements (ESRs) of the Machinery (Safety) Regulations, the lift car is supplied with car entrance protection as standard. This protects goods from falling whilst the lift is in motion.

Entry choice: Up to three entrances can normally be fitted on each floor.

Control: Fully automatic push button control with call and despatch facilities at each entrance for ease of use.

Indicators: “Lift arrival”, “lift occupied” and “lift position” indicators are fitted at each entrance, together with an audible lift arrival buzzer.

Travel: Up to 12 stops over a total distance of 30m of travel.

Mounting: The Microlift is supplied in a structure-supported frame which is galvanised for longer life. We do not require a separate motor room or “load-bearing” lift shaft.

Motor: Mounted at the top of the lift structure, the smooth, quiet motor drives a high quality reduction gearbox fitted with a traction vee-sheave. An electro-magnetic disc brake is supplied, with emergency release mechanism. The reliable controller and counter-balance drive system ensure electrical consumption is minimal.

Power Supply: A 415V three-phase supply is required, but a 240V single-phase supply is also an option on some models.

Safety: Complies with the Essential Safety Requirement (ESR) of the Supply of Machinery (Safety) Regulations 2008 and EN 81-3 where applicable.

Additional options include: Heated car, additional and/or heated shelves, intercom system, load weighing, safety gear (for certain models), hinged landing doors.

Model options:

Standard: popular choice for waist-height loading.

Double Decker: two cars in one lift, one above the other.

Floor-level loading: floor-level access for small trolleys.

Low headroom and Bottom drive: provide a significant reduction in the headroom required at the top floor.



Microlift options

We offer a range of customisable or optional features for our dumbwaiters for you to select from.

1 Landing entrances

Available on one or multiple landings depending on preference.




RAL 7038 grey baked enamel as standard



Brushed stainless steel AIS 304 Grain 320 (option)



Other painted RAL (option)



Other coloured steel (option)

2 Heated options

Both of these alternatives are popular options for bars & restaurants to ensure food and drinks are kept warm during transit from the kitchen.

Car heater



An infra-red car heater, positioned on lift car ceiling to heat the top shelf.

Fixed heated shelf



One or more shelves heating food and crockery from the bottom up (maximum of four shelves).

3 Intercom

The intercom option enables users on different floor levels (served by the lift) to communicate with one another and speed up service.



4 Additional shelves

As standard, a Microlift has one removable shelf located in the middle of the lift car. Additional shelves can be supplied in either a fixed or adjustable position.

Dimensions & technical details

Microlifts are available in a wide range of models, covering various sizes and weight capacities. There are also variants offering double-decker lift cars, as well as low headroom and bottom drive models. With so many options, we recommend that you contact us to discuss your requirements so we can guide your choice.

50kg models

Model	Total Capacity	Car			Car Entrance		Serving Height	Shaft		Pit Depth	Headroom
		Width	Depth	Height	Width	Height		Width	Depth		
DD50	50kg	510	320	800	320 ^s	770	800	725	520	–	2700
50A	50kg	545	420	800	420 ^s	770	800	820	640	–	2600
50B	50kg	520	520	800	420	770	800	800	800	–	2600
50C	50kg	620	620	800	520	770	800	900	900	–	2600

100kg models

Model	Total Capacity	Car			Car Entrance		Serving Height	Shaft		Pit Depth	Headroom
		Width	Depth	Height	Width	Height		Width	Depth		
100A Rise and fall shutters	100kg	720	720	1000	620	970	800	1000	1000	–	2800 ⁺
100A Hinged doors	100kg	720	720	975	550	890	Floor	1000	1000	350*	2000
100B Rise and fall shutters	100kg	820	820	1200	720	1170	800	1100	1100	–	3000 ⁺
100B Hinged doors	100kg	820	820	1175	600	1090	Floor	1100	1100	350*	2200

Double Decker 50kg and 100kg models

Model	Total Capacity	Car ^f			Car Entrance ^f		Serving Height		Shaft		Pit Depth	Headroom
		Width	Depth	Height	Width	Height	Top	Bottom	Width	Depth		
50B DD	100kg	520	520	800	420	770	1010	Floor	800	800	400 ⁺	3000
50C DD	100kg	620	620	800	520	770	1010	Floor	900	900	400 ⁺	3000
100A DD	100kg	720	720	800	620	770	1010	Floor	1000	1000	400 ⁺	3000
100B DD	100kg	820	820	800	720	770	1010	Floor	1100	1100	400 ⁺	3000

50kg Floor Level Serving models

Model	Total Capacity	Car [*]			Car Entrance		Serving Height	Shaft		Pit Depth	Headroom
		Width	Depth	Height	Width	Height		Width	Depth		
50C	50kg	620	570	775	470	690	Floor	900	900	350 ⁺	1800
100A	100kg	720	670	975	550	890	Floor	1000	1000	350 ⁺	2000
100B	100kg	820	770	1175	600	1090	Floor	1100	1100	350 ⁺	2200

We have a wealth of materials and resources to aid with the selection and specification of your lift, including finishes and options, technical datasheets, CAD resources and NBS Specifications. Please call us on **01264 351922** or visit **stannahlifts.co.uk** for more information and technical advice.



Low headroom 50kg model

Model	Total Capacity	Car			Car Entrance		Serving Height	Shaft		Pit Depth	Headroom
		Width	Depth	Height	Width	Height		Width	Depth		
50C LH	50kg	620	620	800	520	770	800	900	900	–	2200

Bottom Drive 50kg and 100kg models

Model	Total Capacity	Car			Car Entrance		Serving Height	Shaft		Pit Depth	Headroom
		Width	Depth	Height	Width	Height		Width	Depth		
DD50 BD	50kg	510	320	800	320	770	800**	725	550	–	2250 ⁺
50A BD	50kg	545	420	800	420	770	950	820	670	–	2250 [‡]
50B BD	50kg	520	520	800	420	770	800	830	800	–	2250 [‡]
50C BD	50kg	620	620	800	520	770	800	930	900	–	2250 [‡]
100A BD	100kg	720	720	800	620	770	800	1030	1000	–	2250 [‡]
100B BD	100kg	820	820	800	720	770	800	1130	1100	–	2250 [‡]

Notes:

Some of these dimensions can be varied to suit your individual requirements by modification of stock models or by special manufacture – please contact us for details. All dimensions in mm.

§ Entrance position 'B' is not available on the DD50 model but can be provided on the 50A model with a reduced entrance width of 320mm.

* For 100kg lifts with hinged door option, if floor level serving height is required then a pit will be necessary. A reduction in the pit depth is possible – please contact us for details.

Car and Entrance dimensions on Double Decker models are nominal.

† A reduction in pit depth is possible – please contact us for details.

** 950mm serving height at lowest floor.

+ Available as single entry only.

‡ Please contact us with your requirements for this model.

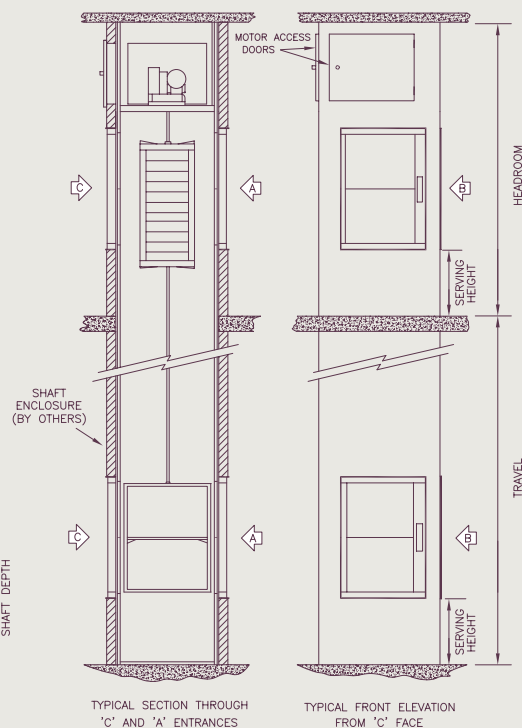
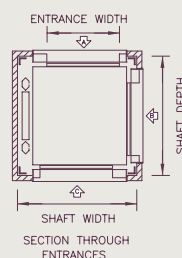
‡ If adjacent openings are required increase headroom dimensions by 200mm nominal.

Choice of entrance configurations:

Up to three-way entry is possible on the 50kg and 100kg models.

A maximum of two entrance positions is available on the Low Headroom and Double Decker models.

On Bottom Drive Microlifts, entrances are available on up to 2 sides (B & A or C) on all floors with the following exception: entrance position C only is available on the DD50 BD model.



Engineering excellence for over 150 years

In 1867, Joseph Stannah began engineering lifts and cranes for London's dock yards. Five generations on, this family-owned, British business still uses its expertise to keep people and goods moving, and remains committed to Joseph's values of quality and integrity.

Whether it's a lift at the station or an escalator at the airport, a dumbwaiter at the coffee shop or a platform lift at the library, a moving walkway at the supermarket or a goods lift at the pub, a homelift or stairlift at home – we are there quietly helping life happen.

A lot has happened since Joseph founded the business – yet some things, like making life easier and more fulfilling for people, remain unchanged.

Dedicated to upholding the highest standards

Of course, every one of our lifts and internal processes has satisfied and, more often, surpassed every relevant quality and safety standard in our industry. We will always supply a quality product that is both reliable and affordable. Safety is our number one priority and this is reflected in our nine consecutive health and safety awards from the Royal Society for the Prevention of Accidents.

By continually investing in our systems and our greatest asset, our people, we can deliver excellence in all areas of our business.

Our nationwide post-installation local service is delivered by our own highly trained lift engineers from eleven different locations across the UK. They can help all our customers with their responsibilities as lift owners/managers and can advise on all the latest guidance to guarantee the safety of their equipment. Stannah also look after all types of lifts from all manufacturers.







The Stannah Promise
**Always true
to our word**

Meet the family




Stairlifts



Homelifts



Platform
lifts



Passenger
lifts



Service and
goods lifts



Bespoke
lifts



Escalators and
moving walkways



Lift refurbishments,
service and repair

Stannah Microlifts

Watt Close, East Portway, Andover, Hampshire SP10 3SD
Telephone: 01264 351922

www.stannahlifts.co.uk

Stannah