

N&C



Inspirations

tile collection



The Nicholls and Clarke Group of Companies is a business dedicated to the manufacture and supply of the finest building materials. Founded in 1875 in London, we have grown from servicing the Capitals' building trades to becoming the largest privately owned national manufacturer and distributor of fine quality tiles, bathrooms and related products.


This catalogue showcases a selection of the ranges available within the N&C tile portfolio. Designed specifically for the developer, architect and interior designer 'inspirations' contains new and exciting ideas that will enhance contemporary and classic developments alike. We make use of new innovation and cutting edge design, bringing you a truly comprehensive offer which promotes the use of ceramic, porcelain and natural stone tiles throughout an entire project.

Our design director and development team ensure that we are at the forefront of trend and colour forecasting, introducing fresh, market leading ideas that will inspire and add sophistication to any project, also keeping budgets firmly in mind. Modern size formats, artistic textured surfaces and the latest manufacturing techniques, including inkjet technology are just a few of the innovative ideas that can totally transform a room or project.

Owning four factories and having long standing partnerships with some of the world's most significant manufacturers allows us to cater for every taste and requirement. We hold extensive stocks of our entire tile offer at our strategically placed distribution centres throughout England, Scotland & Wales, whilst also offering 15 regional showrooms. Deliveries are usually made on a next day basis using our private fleet of over 100 commercial vehicles. We also have a 30 strong field sales team who are available for product presentations, specification meetings and site based support.

100 years of experience in the manufacture and distribution of high quality tiles, an exceptionally high level of customer service and an innovative refreshing style makes N&C the perfect partner for your next development or project.

Opus



Graphite
600 x 600
NB19790



Sand
600 x 600
NB19772



Clay
600 x 600
NB19778



Smoke
600 x 600
NB19784



Graphite
600 x 600
NB19795



Sand
600 x 600
NB19777



Clay
600 x 600
NB19783




Smoke
600 x 600
NB19789



Graphite
300 x 600
NB19791



Sand
300 x 600
NB19773



Clay
300 x 600
NB19779



Smoke
300 x 600
NB19785

Opus glazed porcelain combines beauty with durability to offer the perfect wall and floor covering for throughout the home. With its refined semi-polished finish this range provides true designer style and sophistication.

Opus



Graphite
150 x 600
NB19792




Sand
150 x 600
NB19774



Clay
150 x 600
NB19780



Smoke
150x 600
NB19786



Graphite
300 x 300
NB19793




Sand
300 x 300
NB19775



Clay
300 x 300
NB19781



Smoke
300 x 300
NB19787



Graphite
300 x 300
NB19794



Sand
300 x 300
NB19776



Clay
300 x 300
NB19782



Smoke
300 x 300
NB19788



Silver
150 x 150
NB19796

Opus offers the designer and specifier numerous decorative options with new and unusual sizes, mosaics and motif feature tiles, the limit is your imagination.







A beautiful, contemporary porcelain wall and floor tile range with traces and glints of decorative lustre within the vein structure. Use each tile on its own or combine to create contemporary features and individual statements.

Luce



Ardesia
490 x 490
NB1574



Sabbia
490 x 490
NB1575



Terra
490 x 490
NB1576



Ardesia
490 x 325
NB1578



Sabbia
490 x 325
NB1579



Terra
490 x 325
NB1580



Ardesia
325 x 325
NB1582



Sabbia
325 x 325
NB1583



Terra
325 x 325
NB1584



Ardesia
325 x 325
NB1586



Sabbia
325 x 325
NB1587



Terra
325 x 325
NB1588

Antiqua



Nero
490 x 490
NB1606



Blanco
490 x 490
NB1605



Noce
490 x 490
NB1604



Nero
490 x 325
NB1610



Blanco
490 x 325
NB1609



Noce
490 x 325
NB1608



Nero
325 x 325
NB1614



Blanco
325 x 325
NB1613



Noce
325 x 325
NB1612





Bring the outside in with this stunning range of porcelain floor tiles. Replicating an aged, flagstone floor and with its soft undulating edges and corners Antiqua provides a natural sophisticated appeal.






Metalstone

Urban Chic is perfectly recreated in this ultra modern, 'sheet metal' look porcelain floor and wall tile.

This range provides a luxurious, hard-wearing, light reflecting properties and will be a contemporary feature to any room.



Black
330 x 670
NB1633



White
330 x 670
NB1632

Whitewood & Blackwood



Blackwood
660 x 160
NB1636



Whitewood
660 x 160
NB1635

The beauty of natural wood with the practical nature of porcelain work in perfect harmony in this simple understated series.

The Blackwood tile can be used to create stunning dark wood effects in larger open-plan environments, or alternatively the Whitewood can provide a more subtle contemporary wood effect finish.





Flow



Black
300 x 75
NB19964



Antracite
300 x 75
NB19965



Grey
300 x 75
NB19966



Light brown
300 x 75
NB19967



Chocolalate
300 x 75
NB19968



Camel
300 x 75
NB19969



Cream
300 x 75
NB19970



Bone
300 x 75
NB19971



White
300 x 75
NB19971



Black
150 x 75
NB19954



Antracite
150 x 75
NB19955



Grey
150 x 75
NB19956



L. Brown
150 x 75
NB19957



Chocolate
150 x 75
NB19958



Camel
150 x 75
NB19959



Cream
150 x 75
NB19960



Bone
150 x 75
NB19961



White
150 x 75
NB19962

Reminiscent of handmade, glazed Terracotta, Flow embodies sophisticated simplicity, the depth and generosity of glaze evokes a feeling of timeless quality and style.

Flow is an incredibly versatile collection, suitable for bathrooms, kitchens and living areas when recreating that all important on-trend vintage look.



Granito



Black
490 x 490
NB1073



Grey
490 x 490
NB1072

Granito is a highly technical porcelain floor tile that embodies the depth and beauty of natural granite. With a velvety smooth lapato finish and light reflecting qualities Granito is perfect for open-plan living.



Phase



Black
490 x 490
NB1071



White
490 x 490
NB1069



Bronze
490 x 490
NB1070



This ultra modern semi-polished porcelain floor tile combines sparkle and subtle glitter in three sophisticated colours, perfect for elegant, luxurious design schemes.

Shimmer



Black
460 X 460
NB1292


Chic and modern, this glazed porcelain floor tile incorporates glitter like elements for a floor that shimmers, perfectly complementing today's design and lifestyle trends.





Sensation

Sensation black wall and floor tiles shown with fuschia ribbon decoration.



Black
327 x 327
NB1262



Ivory
327 x 327
NB1263



Black
327 x 586
NB1251



Ivory
327 x 586
NB1252



White
327 x 586
NB1250

Sensation



Black Ribbons
327 x 586
NB1254




Ivory Ribbons
327 x 586
NB1255



White Ribbons
327 x 586
NB1253




Fuchsia Ribbons
327 x 586
NB1256



Black
327 x 327
NB1260



Ivory
327 x 327
NB1261



White
327 x 327
NB1259



Fuchsia Decor 1
586 x 327
NB1257



Fuchsia Decor 2
586 x 327
NB1258



Sensation is an ultra modern, sophisticated range of stunning rectified edge gloss ceramic wall tiles, complimentary mosaic and matching porcelain floor tile, allowing you to express style and confidence within a design scheme.

With per metre priced all over 'Ribbon' decoration this range combines style and value.



Sunriver



Ivory
300 x 600
NB1046



Beige
300 x 600
NB1051



Ivory Structured
300 x 600
NB1047



Beige Structured
300 x 600
NB1052



Also available in 600 x 1200, 600 X 600 and 300 X 300 Mosaic





This durable porcelain tile collection reinterprets the warm, tactile character of Quartzite stone in a modern, simple style.

With two surface finishes (natural and structured) it can be used out-door and in-door to create on-trend seamless designs.

Bright



White Matt
600 x 600
NB1630



Contemporary clean lines are achieved with this large format matt white porcelain floor tile. A soft pure white glazed surface facilitates ease of cleaning, perfect for use in both kitchen, open-plan living areas and bathrooms.





Magma



Black
450 x 450
NB1276



Sand
450 x 450
NB1275



Stone
450 x 450
NB1277



Black
300 x 300
NB1327



Sand
300 x 300
NB1326



Stone
300 x 300
NB1328

Magma is an authentic replica of Natural Slate. Its numerous faces and patterns, differ considerably achieving a highly variegated Natural Stone look.

The collection is available in three natural colourways and with matching mosaics is suitable for kitchens, bathrooms, living rooms and even outdoor living spaces.

Evolution



Black
333 x 600
NB19994



Cream
333 x 600
NB19990



Mocha
333 x 600
NB19992



Noce
333 x 600
NB19993



Grey
333 x 600
NB19991



Black
450 x 450
NB19999




Cream
450 x 450
NB19995



Mocha
450 x 450
NB19997



Noce
450 x 450
NB19998



Grey
450 x 450
NB19996





This sophisticated range has been designed to perfectly replicate the look of natural slate.

Created using the latest inkjet technology, this remarkable reproduction manages to deceive the eye, creating the illusion of an undulating surface on what is a completely smooth porcelain tile.





Travertine Matt



Veneza Black
300 x 300
NB2308



Modena White
300 x 300
NB2304



Antique White
300 x 300
NB2302



Mid Grey
300 x 300
NB2300



Dark Grey
300 x 300
NB2301



Veneza Black
300 x 600
NB2328



Modena White
300 x 3600
NB2324



Antique White
300 x 600
NB2322



Mid Grey
300 x 600
NB2320



Dark Grey
300 x 600
NB2321



A beautiful, subtle interpretation of travertine natural stone is achieved using state of the art, double loading porcelain technology. Our Travertine range has a soft matt finish and is perfect for use as a wall or floor covering throughout a design scheme.

Natura Slate



Black
300 x 300
NB3056



White
300 x 300
NB3050



Beige
300 x 300
NB3052



Grey
300 x 300
NB3054



Black
300 x 600
NB3066




White
300 x 600
NB3060



Beige
300 x 600
NB3062



Grey
300 x 600
NB3064



Black Mosaic
300 x 300
NB3076




White Mosaic
300 x 300
NB3070



Beige Mosaic
300 x 300
NB3072



Grey Mosaic
300 x 300
NB3074



Natura Slate is a series of riven porcelain tiles inspired by the texture of natural stone. The series is complemented by a random, strip mosaic sheet which can be used as a feature wall or to 'zone' areas, linking with the latest interior design trends.

Perfect for use as a wall and floor covering in kitchen, bathroom or living areas.


For coordinating 100x100mm tiles see page 33.



Super White/Black



Black
600 x 600
NB1273



White
600 x 600
NB1272




These larger format polished porcelain floor tiles are extremely hard wearing and are especially suitable for open-plan design schemes.



Purity



Black
500 x 500
NB1628



White
500 x 500
NB1627

Perfect for neutral and monochrome design schemes. These densely glazed, highly contemporary polished porcelain floor tiles combine beauty with durability.





Natura Slate

Natura Slate is a series of riven porcelain tiles inspired by the beauty of natural stone. Perfect for use in both kitchen and wetroom environments when recreating traditional and classic designs.



Black
100 x 100
NB3014



White
100 x 100
NB3008



Beige
100 x 100
NB3010



Grey
100 x 100
NB3012



For additional, larger formats see page 28.

Riverstone



Black
333 x 333
nb1306



White
333 x 333
nb1303



Caramel
333 x 333
nb1304




Marron
333 x 333
nb1305




Riverstone is a porcelain floor tile range with a highly textured surface and a subtle degree of shade variation. Perfect for floor covering schemes throughout the home.



Abstract



White Matt
250 x 700
NB1994



White Gloss
250 x 700
NB1992



White Wave Matt
250 x 700
NB1995



White Wave Gloss
250 x 700
NB1993

These modern, linear format pure white wall tiles are accompanied by a striking, undulating wave feature tile, allowing you to create dramatic feature wall designs.





Studio



Black
300 x 600
NB19751



White
300 x 600
NB19749



Beige
300 x 600
NB19745



Walnut
300 x 600
NB19747



Grey
300 x 600
NB19753



Black
600 x 600
NB19750



White
600 x 600
NB19748



Beige
600 x 600
NB19744



Walnut
600 x 600
NB19746



Grey
600 x 600
NB19752

Studio living and open plan spaces are embodied in this glazed porcelain range.

Available in a choice of sophisticated organic colours and a selection of contemporary sizes, there are numerous design possibilities






Passion




Black Gloss
900 x 300
NB1978



White Gloss
900 x 300
NB1974



Cream Gloss
900 x 300
NB1977



White Matt
900 x 300
NB1975



Maximise the space in a room with these on-trend large format rectified wall tiles. Large tiles will even make a small room look spacious and when teamed with the latest on-trend mosaic every room can have a 'wow' factor.



Summit



White
600 x 600
NB19723



Cream
600 x 600
NB19724



Coffee
600 x 600
NB19725



Summit is a range of large format glazed porcelain floor tiles in a satin finish. These hard wearing porcelain tiles are ideal in kitchen, bathroom and living areas.

Fossil



Black
600 x 600
NB19680



Grey
600 x 600
NB19681

The Fossil collection of large format glazed porcelain floor tiles combines a soft tactile effect and minimal styling. Inspired by subtle travertine this beautiful floor is perfect for high traffic open plan areas.



Bubbles



Black
200 x 300
NB19950



White
200 x 300
NB19948



Brown
200 x 300
NB19951



Silver
200 x 300
NB19949



Red
200 x 300
NB19952

The latest innovations in inkjet printing and specialist production techniques combine to create the Bubbles range of wall tiles.

Create stunning visual effects without the fuss or cost associated with real mosaic. When used on their own or combined with plain wall tile to create feature panels and zones these tiles provide endless design possibilities





Hexagon



Black
200 x 300
NB19944



White
200 x 300
NB19942



Brown
200 x 300
NB19945



Silver
200 x 300
NB19943



Red
200 x 300
NB19946

The timeless simplicity of the hexagonal shape recreated in this geometric interlocking design provides a ultra modern feature tile.

Subtle tones and metallic touches combine to produce a visual masterpiece for use within the kitchen or bathroom.



Gallery

A unique range of faux mosaic tiles that allow you to create the look of real mosaic tiling the easy way.

The Gallery range has as a luxurious light reflecting linear structure with a metallic finish and offers unlimited design opportunities to create feature walls and zones within a design scheme.



Black
250 x 400
NB1980



White
250 x 400
NB1979



Metal
250 x 400
NB1981


Padova



Blanco
300 x 300
NB3764



Beige
300 x 300
NB3768



Noce
300 x 300
NB3766



Verde
300 x 300
NB3762

A Porcelain floor tile range imitating the look and feel of natural stone.

The Padova tiles have a slight riven surface to give the real stone-effect, ideal for kitchen and conservatory floors.



Diverse Slate



Slate
600 x 400
NB19905

Diverse uses state of the art digital reproduction techniques to create one of the most visually stunning tiles ever made.

Taking its inspiration from the natural stone Oyster Slate, each tile is designed to embody the look and feel of this stone, thus each is dramatically different.

This range of porcelain tiles can be used on both the wall and floor to create dramatic effects or teamed with white wall tile for stunning zones or feature walls.



Smooth



Graphite
600 x 600
NB19878



Ivory
600 x 600
NB19876



Graphite
300 x 600
NB19879



Ivory
300 x 600
NB19877




Inspired by softly honed natural limestone the Smooth collection of inkjet technology glazed porcelain wall and floor tiles exudes subtle style throughout the home.

Realm



Crema
60 x 60
NB19882



Crema
300 x 600
NB19881

Taking a lead from Mother Nature, Realm replicates polished Crema Marfil marble using state of the art inkjet porcelain technology.

Classic styling that is perfect in all open-plan living areas.



Globe



Ivory
600 x 600
NB19885



Ivory
300 x 600
NB19884

Globe is a modern, technically advanced interpretation of classic honed and filled travertine, synonymous with chic interior


design schemes. Offered in a high gloss finish with two size options for different layout possibilities.



Slate - anti slip



Multicolour
305 x 305
NB1478



Almond
305 x 305
NB1475



Beige
305 x 305
NB1476



Verde
305 x 305
NB1477

A range of popular stone-effect porcelain floor tiles with a softly riven surface. This range provides added anti-slip properties making this it a fantastic flooring option for entrance areas, kitchens and conservatories.



Glitter




Black
500 x 200
NB1248



White
500 x 200
NB1247



Forge Black
500 x 50
NB1249



Elegant and luxurious, Glitter combines a smooth high gloss finish with subtle metallic effects. The ideal solution to create modern design schemes

Mountain Stone



Black
600 x 600
NB19843



Ivory
600 x 600
NB19840



Beige
600 x 600
NB19841



Grey
600 x 600
NB19842



This sophisticated collection of large format coloured body porcelain floor tiles takes its influence from natural honed stone.

Linking with the latest interior trends this range is perfect for open-plan living.



Tranquility




Black
270 x 420
NB2250



Ivory
270 x 420
NB2258



Beige
270 x 420
NB2256



Walnut
270 x 420
NB2254



Chocolate
270 x 420
NB2252



Black Mosaic
270 x 420
NB2260



Ivory Mosaic
270 x 420
NB2268



Beige Mosaic
270 x 420
NB2266



Walnut Mosaic
270 x 420
NB2264



Chocolate Mosaic
270 x 420
NB2262




Black
333 x 333
NB2270



Ivory
333 x 333
NB2278



Beige
333 x 333
NB2276



Walnut
333 x 333
NB2274



Chocolate
333 x 333
NB2272

Create individual statements in both bathrooms and kitchens with this exceptional wall and floor tile range.


The modern tranquil colour palette allows for multiple design options when teamed with the faux mosaic.



Connections



Jet Black
300 x 100
NB19709



White
300 x 100
NB19707



Rice
300 x 100
NB19708



Latte
300 x 100
NB19711



Mocha
300 x 100
NB19712



Silver
300 x 100
NB19710



Jet Black Gloss
300 x 100
NB19703



White Gloss
300 x 100
NB19701



Rice Gloss
300 x 100
NB19702



Latte Gloss
300 x 100
NB19705



Mocha Gloss
300 x 100
NB19706



Silver Gloss
300 x 100
NB19704





The Connections range is a highly contemporary linear feature tile of 300 x 100mm and offers exclusive design options for kitchens, bathrooms and other modern living spaces.

The plank shaped tiles are available in six contemporary high gloss and matt colours that can be used alone or combined to create striking feature walls, offering a high level of design flexibility.

Metro Bevels



Black
150 x 75
NB19717

White
150 x 75
NB19715

Cream
150 x 75
NB19716

Red
150 x 75
NB19718

Aubergine
150 x 75
NB19720

Sage
150 x 75
NB19719



Inspired by retro living, these sleek bevelled brick wall tiles are on-trend and perfectly compliment today's design and lifestyle trends. Use alone for sleek design styles or combine colours for dramatic effects in both kitchen or bathroom areas.



Opulence



Copper
447 x 447
NB19932



Ivory
447 x 447
NB19930



Copper
316 x 632
NB19931



Ivory
316 x 632
NB19929



Copper Mosaic
316 x 632
NB19933

Create individual statements in both bathrooms and kitchens with this exceptional wall and floor tile range.

Inspired by the beauty of natural stone this range combines the latest inkjet technology with a high gloss finish to perfectly replicate the look and feel of real marble.







Stunning reproductions of classic marbles and stones are available in Marmo, a range of matching ceramic wall tiles and porcelain floor tiles.

Marmo



Blanco Gloss
330 x 235
NB1550



Crema Gloss
330 x 235
NB1552



Marfil Gloss
330 x 235
NB1554



Moka Gloss
330 x 235
NB1556



Blanco Gloss
330 x 330
NB1551



Crema Gloss
330 x 330
NB1553



Marfil Gloss
330 x 330
NB1555



Moka Gloss
330 x 330
NB1557



Bone Satin
330 x 235
NB1565




Gold Satin
330 x 235
NB1567




Bone Satin
330 x 330
NB1566



Gold Satin
330 x 330
NB1568



Natural Satin
330 x 330
NB1569



Antracite Satin
330 x 330
NB1570

Blue Agate



Blue
632 x 316
NB19935




Blue
447 x 447
NB19936

The latest cutting edge inkjet technology has been utilised to perfectly recreate this wonderful blue agate stone.


The high variation pattern of this wall and floor tile brings a modern sophistication to any bathroom.



Rectified Whites



White Gloss
600 x 300
NB1317



White Matt
600 x 300
NB1318

Contemporary, clean look are achieved using Rectified White in gloss or matt finishes. The perfect canvas for creating dramatic zone effects using decorative mosaics.



Diverse Slate



Natural
500 x 175
NB19902



Natural
447 x 447
NB19903



Create a seamless effect with this stylish stone influenced linear format ceramic wall and floor tile.

This authentic reproduction of natural stone has a varied aesthetic quality and durable finish which is perfect for open-plan living areas.



Bahama



Crema Marfil
632 x 316
NB19937



Crema Marfil Mosaic
632 x 316
NB19939



Crema Marfil
447 x 447
NB19938

Create a unique style with this beautiful wall and floor tile range. The soft, classical polished marble influenced design and coordinating feature tile will compliment both traditional and contemporary design schemes.





Natural Slate



Black
300 x 300
NB2235



Multi
300 x 300
NB2236



Black
600 x 400
NB2237



Multi
600 x 400
NB2238



With its variations of pattern and tone, the natural slate range is a hard wearing wall and floor tile range suitable for kitchen, living or even for the creation of feature walls in bathroom areas.



Philosophy



Black
600 x 200
NB19729




White
600 x 200
NB19728



Crema
600 x 200
NB19730



Chocolate
600 x 200
NB19731



White
Mixed Mosaic
200 x 200
NB19732



Crema
Mixed Mosaic
200 x 200
NB19733




The combination of contemporary linear large format wall tile and exquisite mosaic combine to create distinctive on-trend designs.

Choose monochrome or natural for the ultimate design statement.



Flair



Blanco
36.5 x 23.5
NB1655



Pistachio
36.5 x 23.5
NB1656



Lilac
36.5 x 23.5
NB1657



Rosa
36.5 x 23.5
NB1658



Blue
36.5 x 23.5
NB1660



Chocolate
36.5 x 23.5
NB1661



Beige
36.5 x 23.5
NB1662



Orange
36.5 x 23.5
NB1663




Red
36.5 x 23.5
NB1664




A vibrant range of coloured wall tiles to add fun to any interior setting.

Nine colours allow for endless design options for that personal touch.


Spectrum



Blue
316 x 316
NB1681



White
316 x 316
NB1683




Coffee
316 x 316
NB1684




Cinnamon
316 x 316
NB1685




Grey
316 x 316
NB1686



Lilac
316 x 316
NB1687



Brown
316 x 316
NB1688



Black
316 x 316
NB1690



Pistachio
316 x 316
NB1691




Pink
316 x 316
NB1693



Green
316 x 316
NB1694



Red
316 x 316
NB1692*



Orange
316 x 316
NB1689*




This colour rich range of floor tiles covers all design tastes from the fun 'Pop Colours' to the more classic monochrome tones.

Spectrum can be used in all interior living spaces where colour is required.

Natural Stone

Depending upon your budget, Natural Stone is available in: Value, Deluxestone and Designer ranges. Having been winners of the Natural Stone product of the Year award twice in recent years, when it comes to Natural Stone, we have the answer.



Mosaic

With an almost endless range of sheet mosaic tiles, we can offer stunning looks that work perfectly with ceramic, porcelain or natural stone plain tiles.




Index

<i>Abstract</i>	36	<i>Natural Slate</i>	72
<i>Antiqua</i>	8	<i>Opulence</i>	62
<i>Bahama</i>	70	<i>Opus</i>	2 - 4
<i>Blackwood</i>	11	<i>Padova</i>	46
<i>Blue Agate</i>	66	<i>Passion</i>	40
<i>Bright</i>	22	<i>Phase</i>	15
<i>Bubbles</i>	44	<i>Philosophy</i>	74
<i>Connections</i>	58	<i>Purity</i>	32
<i>Diverse Slate</i>	48 & 68	<i>Realm</i>	50
<i>Evolution</i>	24	<i>Rectified Whites</i>	67
<i>Flair</i>	76	<i>Riverstone</i>	34
<i>Flow</i>	13	<i>Sensation</i>	17 - 18
<i>Fossil</i>	43	<i>Shimmer</i>	16
<i>Gallery</i>	46	<i>Slate - Anti Slip</i>	52
<i>Glitter</i>	53	<i>Smooth</i>	49
<i>Globe</i>	51	<i>Spectrum</i>	77
<i>Granito</i>	14	<i>Studio</i>	38
<i>Hexagon</i>	45	<i>Summit</i>	42
<i>Luce</i>	7	<i>Sunriver</i>	20
<i>Magma</i>	23	<i>Superblack</i>	30
<i>Marmo</i>	65	<i>Superwhite</i>	30
<i>Metalstone</i>	10	<i>Tranquility</i>	56
<i>Metro Bevels</i>	60	<i>Travertine Matt</i>	27
<i>Mountain Stone</i>	54	<i>Whitewood</i>	11
<i>Natura Slate</i>	28 & 33		

Before fixing please ensure that the tiles purchased are of the same batch as no responsibility can be accepted after the tiles have been fixed. We recommend that all ceramics should be fixed using nicobond adhesives, grouts and accessories. N&C nicobond recommend that all ceramic tiles are installed according to the n&c nicobond 'tiling solutions' guide and in accordance with bs5385.

*prices may vary.

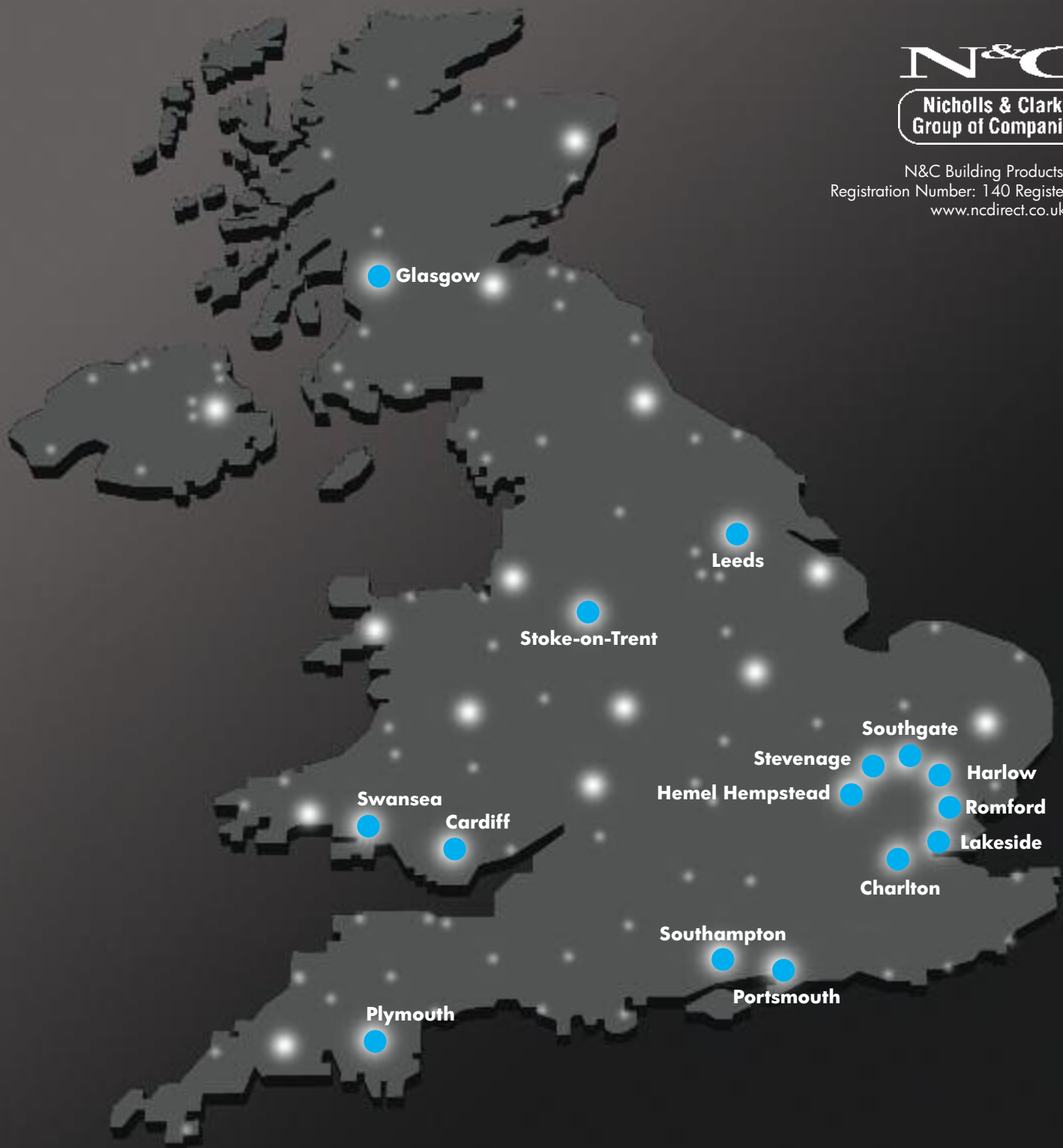
The colours shown within this catalogue are as accurate as the limitations of the printing process will allow. The images of tiles shown in this catalogue are representative of the product but are not necessarily to scale.



N&C

**Nicholls & Clarke
Group of Companies**

N&C Building Products Ltd.
Registration Number: 140 Registered in England
www.ncdirect.co.uk



Showrooms & Trade Counters

N&C Building Materials
41 - 51 Freshwater Road
Chadwell Heath
Romford
Essex RM8 1SP
Tel: 020 8586 4600
Fax: 020 8586 4646

Unit 1 Cliffside Trade Park
Motherwell Way
Lakeside
West Thurrock
Essex RM20 3LE
Tel: 01708 680180
Fax: 01708 680181

Unit 4
Waterloo Industrial Estate
Flanders Road, Hedge End
Southampton
SO30 2QT
Tel: 01489 779700
Fax: 01489 779701

C1 Cothill
Trading Estate
Plympton
Plymouth
PL7 1SR
Tel: 01752 339724
Fax: 01752 342746

Units B1 - B3
Sneyd Trading Estate
Sneyd Hill, Burslem
Stoke on Trent
ST6 2PA
Tel: 01782 575727
Fax: 01782 575641

Units 1A/B Alexander Pl
Lower Park Road
New Southgate
London N11 1ST
Tel: 020 8361 6050
Fax: 020 8361 4757

14 Meridian Trading Est
Bugsby Way
Charlton
London SE7 7SJ
Tel: 020 8269 5960
Fax: 020 8269 5961

T/A Tile Shapes
9 Maxted Road
Hemel Hempstead
Hertfordshire HP2 7DX
Tel: 0845 2606 025
Fax: 0845 2606 026

Unit 5 Tower Court
St David's Road
Swansea Enterprise Park
Swansea SA6 8QL
Tel: 01792 797337
Fax: 01792 774019

Unit 2
City Park Industrial Estate
Gelderd Road
Leeds LS12 6DR
Tel: 0113 224 4630
Fax: 0113 224 4631

Unit 8, Ascent Park
Edinburgh Way
Harlow
Essex CM20 2HW
Tel: 01279 621980
Fax: 01279 621981

T/A AG Ceramics
Arlington Business Park
Whittle Way
Stevenage SG1 2BD
Tel: 01438 315400
Fax: 01438 740338

Unit 8D Pompey Centre
Fratton Way
Southsea
Portsmouth PO4 8TA
Tel: 02392 894599
Fax: 02392 894598

325 - 327
Penarth Road
Cardiff
CF11 8TT
Tel: 029 2039 0146
Fax: 029 2022 4356

26 Colquhoun Avenue
Hillington
Glasgow G52 4BN
Tel: 0141 880 1200
Fax: 0141 880 1212