

CANOPIES & WALKWAYS



bailey
streetscene



We are far from just a street furniture supplier

As designers, manufacturers and installers of street furniture, canopies and shelters, we pride ourselves on being the go-to experts that can offer you more.

We are determined to ensure that your outdoor space is vibrant, practical, aesthetically pleasing and functional, whilst offering you cost-effective solutions to your outdoor space planning.

As a company, we like to change the way people interact with the outdoor space, and how they view the landscape too.

We are determined to help organisations create outdoor environments that people enjoy walking through, interacting with or simply using it as a stopping and gathering point.

Our resources, flexibility and expertise often enables us to deliver more performance than your budget specifies and we will always go that extra mile for our clients when it comes to providing excellent customer service.

We are proud to have had over three decades of experience and expertise in our sector, allowing us to assist your organisation in choosing the right products for your individual scheme.

We are Bailey Streetscene



Wilmslow Canopy

This is a truly versatile shelter, and can be manufactured to suit your requirements. The Wilmslow Cycle Shelter has a variety of applications including covered walkways, cycle parking, and motor cycle parking. The steel structure is hot dipped galvanised and then powder coated to your colour choice.

The curved pitched roof is clad with 5mm PETG clear view sheeting, and optional side cladding is available. This will complement any outdoor location and provide a contemporary, stylish canopy whilst providing weather protection.


All our Shelters can be manufactured to be BREEAM compliant.
 Manufactured to suit customer requirements

**TECHNICAL
DRAWINGS
AVAILABLE ON
REQUEST**


**PLEASE CONTACT
OUR SALES TEAM**

Materials, Finishes & Options

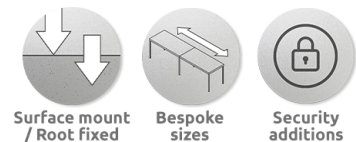
Steel
 Available in the options below;
 for further details on our **steel** visit our **materiality page >>**



Plastic
 Available in the options below;
 for further details on our **Plastic** visit our **materiality page >>**



Fixtures
 This product can be customised with a range of optional fixtures. If you have any further bespoke requirements **get in touch**, our sales team will be happy to help.





Sandbach Cycle Canopy

The Sandbach Cycle Canopy is a truly versatile canopy and ideal for a wide variety of purposes including school outdoor classrooms or play areas, waiting areas, courtyard covers, entrance canopies and walkways. It comes available in standard 4 metre modules from stock, or as a tailored unit to suit your requirements.

The Sandbach has been installed for a variety of applications for many of our customers and is 100% wall mounted, giving clear access and is ideal for situations where floor space is restricted. The steel structure is hot dipped galvanised and then powder coated to your colour choice. The curved pitched roof is clad with 5mm PET clear view cladding.


All our Shelters can be manufactured to be BREEAM compliant.
L: 4000mm x D: 1800mm

**TECHNICAL
DRAWINGS
AVAILABLE ON
REQUEST**


**PLEASE CONTACT
OUR SALES TEAM**

Materials, Finishes & Options

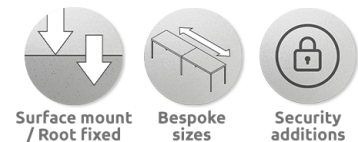
Steel
Available in the options below;
for further details on our **steel** visit our **materiality page >>**



Plastic
Available in the options below;
for further details on our **Plastic** visit our **materiality page >>**



Fixtures
This product can be customised with a range of optional fixtures. If you have any further bespoke requirements **get in touch**, our sales team will be happy to help.





Benfield Canopy

The Benfield Canopy is one of our most versatile shelters due to the fact that we manufacture this to your specific requirements. Suitable for a wide variety of applications such as cycle and motorcycle parking, and waiting and smoking areas, the Benfield Canopy has a steel frame that is hot dipped galvanised as standard and can be powder coated in a wide range of colours.

Clad in 5mm 10 Year UV PETG clear view sheeting, like all our shelters the Benfield can be manufactured to be BREEAM compliant making it a flexible option when looking at an outside canopy for your space.


Manufactured to suit customer requirements

**TECHNICAL
DRAWINGS
AVAILABLE ON
REQUEST**


**PLEASE CONTACT
OUR SALES TEAM**

Materials, Finishes & Options

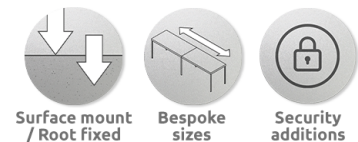
Steel
 Available in the options below;
 for further details on our **steel** visit our **materiality page >>**



Plastic
 Available in the options below;
 for further details on our **Plastic** visit our **materiality page >>**



Fixtures
 This product can be customised with a range of optional fixtures. If you have any further bespoke requirements **get in touch**, our sales team will be happy to help.





Winchester Walkway

The Winchester is available as a surface mounted or sub-surface fixed walkway. Constructed with a mild steel frame, hot dipped galvanised as standard and can be powder coated in a wide range of RAL or BS colours. The curved pitch roof is clad with UV stable PET sheeting.

Manufactured to suit customer requirements, this is a versatile, flexible and contemporary walkway solution that is ideal for a number of outdoor and street furniture environments. Rainwater gutters can be included, making this an ideal walkway for many uses.


Manufactured to suit customer requirements

**TECHNICAL
DRAWINGS
AVAILABLE ON
REQUEST**


**PLEASE CONTACT
OUR SALES TEAM**

Materials, Finishes & Options

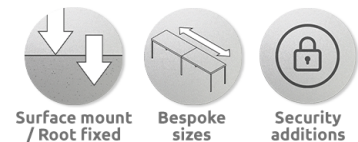
Steel
 Available in the options below;
 for further details on our **steel** visit our **materiality page >>**



Plastic
 Available in the options below;
 for further details on our **Plastic** visit our **materiality page >>**



Fixtures
 This product can be customised with a range of optional fixtures. If you have any further bespoke requirements **get in touch**, our sales team will be happy to help.





Columbus Canopy

Including an integral gutter system to provide a streamlined and efficient canopy system, the Columbus Canopy is available as a surface mounted or sub-surface fixed canopy. Constructed with a mild steel frame, hot dipped galvanised as standard and can be powder coated in a wide range of RAL or BS colours. The roof is clad with UV stable PET sheeting.

Manufactured to suit customer requirements, this is a versatile, contemporary canopy solution that is ideal for a number of outdoor and street furniture environments.


Manufactured to suit customer requirements

TECHNICAL
DRAWINGS
AVAILABLE ON
REQUEST


PLEASE CONTACT
OUR SALES TEAM

Materials, Finishes & Options


Steel
 Available in the options below;
 for further details on our **steel** visit our **materiality page >>**



Plastic
 Available in the options below;
 for further details on our **Plastic** visit our **materiality page >>**



Fixtures
 This product can be customised with a range of optional fixtures. If you have any further bespoke requirements **get in touch**, our sales team will be happy to help.





Arbor Canopy

Manufactured to suit customer requirements, the Arbor Canopy is constructed from a mild steel frame, hot dipped galvanised as standard and can be powder coated in a wide range of RAL or BS colours.

This is a popular and flexible member of the Bailey Streetscene range of products. The roof is clad with UV stable PET sheeting, and this canopy is available as surface mounted or sub-surface fixed, ideal for a wide variety of purposes and spaces, protecting customers, employees, or pupils from the weather.

Manufactured to suit customer requirements

**TECHNICAL
DRAWINGS
AVAILABLE ON
REQUEST**

**PLEASE CONTACT
OUR SALES TEAM**

Materials, Finishes & Options

Steel

Available in the options below;
for further details on our **steel** visit our **materiality page >>**

Standard



Galvanised

Premium



Powder coated

Plastic

Available in the options below;
for further details on our **Plastic** visit our **materiality page >>**

Standard



80% light transmittance

Premium



Coloured



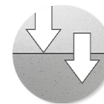
Opaque



Smoked Grey

Fixtures

This product can be customised with a range of optional fixtures. If you have any further bespoke requirements **get in touch**, our sales team will be happy to help.



Surface mount / Root fixed



Bespoke sizes



Security additions



Brandon Canopy

Manufactured to suit customer requirements, the Brandon Canopy is constructed from a mild steel frame, hot dipped galvanised as standard and can be powder coated in a wide range of RAL or BS colours.

The roof is clad with UV stable PET sheeting, and this canopy is a popular and flexible member of the Bailey Streetscene range of products and is available as surface mounted or sub-surface fixed, ideal for a wide variety of purposes and spaces and protecting customers, employees, or pupils from the weather.

Manufactured to suit customer requirements

**TECHNICAL
DRAWINGS
AVAILABLE ON
REQUEST**


**PLEASE CONTACT
OUR SALES TEAM**

Materials, Finishes & Options

Steel

Available in the options below;
for further details on our **steel** visit our **materiality page >>**

Standard | Premium



Galvanised | Powder coated

Plastic

Available in the options below;
for further details on our **Plastic** visit our **materiality page >>**

Standard | Premium



80% light transmittance | Coloured | Opaque | Smoked Grey

Fixtures

This product can be customised with a range of optional fixtures. If you have any further bespoke requirements **get in touch**, our sales team will be happy to help.



Surface mount / Root fixed | Bespoke sizes | Security additions



Shafton Walkway

Constructed from a mild steel frame, hot dipped galvanised as standard and can be powder coated in a wide range of RAL or BS colours, the Shafton Walkway can be used to form a walkway or multifunctional shelters. This makes it a popular and flexible member of the Bailey Streetscene range of products.

The curved roof and sides are clad with UV stable PET sheeting, and this walkway is available as surface mounted or sub-surface fixed, ideal for a wide variety of purposes and spaces.

Manufactured to suit customer requirements

**TECHNICAL DRAWINGS
AVAILABLE ON
REQUEST**


**PLEASE CONTACT OUR
SALES TEAM**

Materials, Finishes & Options

Steel

Available in the options below;
for further details on our **steel** visit our **materiality page >>**

Standard | Premium



Galvanised | Powder coated

Plastic

Available in the options below;
for further details on our **Plastic** visit our **materiality page >>**

Standard | Premium



80% light transmittance | Coloured | Opaque | Smoked Grey

Fixtures

This product can be customised with a range of optional fixtures. If you have any further bespoke requirements **get in touch**, our sales team will be happy to help.



Surface mount / Root fixed | Bespoke sizes | Security additions



Stortford Walkway

Give your outdoor space a classy, contemporary look with the Stortford Walkway. Manufactured from a mild steel frame, this is hot dipped galvanised as standard and can be powder coated in a wide range of RAL or BS colours. The curved roof and sides are clad with UV stable PET sheeting.

Available as surface mounted or sub-surface fixed, this is a versatile solution that is designed to suit your requirements and ideal for protecting customers, employees, or pupils from the weather etc.


Manufactured to suit customer requirements

**TECHNICAL
 DRAWINGS
 AVAILABLE ON
 REQUEST**


**PLEASE CONTACT
 OUR SALES TEAM**

Materials, Finishes & Options

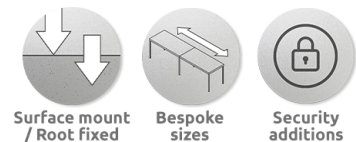
Steel
 Available in the options below;
 for further details on our **steel** visit our **materiality page >>**



Plastic
 Available in the options below;
 for further details on our **Plastic** visit our **materiality page >>**



Fixtures
 This product can be customised with a range of optional fixtures. If you have any further bespoke requirements **get in touch**, our sales team will be happy to help.





Birley Canopy

Manufactured to meet your exact requirements, the Birley Canopy is available in hardwood or softwood timbers. It comes complete with mild steel support legs hot dipped galvanised as standard and can be powder coated in a wide range of RAL or BS colours.

Great for a variety of outdoor uses, the canopy's roof is clad as standard with multiwall polycarbonate but can be clad with UV stable PET sheeting. It comes available as surface mounted or sub-surface fixed. Check out our range of cigarette bins to complement your shelter.

Manufactured to suit customer requirements

**TECHNICAL
DRAWINGS
AVAILABLE ON
REQUEST**

**PLEASE CONTACT
OUR SALES TEAM**

Materials, Finishes & Options

Steel

Available in the options below;
for further details on our **steel** visit our **materiality page >>**

Standard



Galvanised

Premium



Powder coated

Timber

Available in the options below;
for further details on our **timber** visit our **materiality page >>**

Standard



Douglas Fir

Premium



Iroko



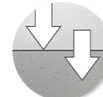
Sapele



Cumaru

Fixtures

This product can be customised with a range of optional fixtures. If you have any further bespoke requirements **get in touch**, our sales team will be happy to help.



Surface mount / Root fixed



Bespoke sizes



Security additions



Bexley Canopy

The Bexley Canopy is manufactured in a mild steel frame, hot dipped galvanised as standard and can be powder coated in a wide range of RAL or BS colours. It's a contemporary looking canopy that will suit a wide range of outdoor spaces and environments, and it consists of a flat monopitch roof with a 5 degree fall, clad with UV stable PET sheeting (rainwater gutters can be included). Available as surface mounted or sub-surface fixed.


Manufactured to suit customer requirements

**TECHNICAL
 DRAWINGS
 AVAILABLE ON
 REQUEST**


**PLEASE CONTACT
 OUR SALES TEAM**

Materials, Finishes & Options

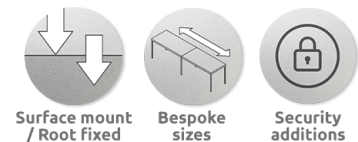
Steel
 Available in the options below;
 for further details on our **steel** visit our **materiality page >>**



Plastic
 Available in the options below;
 for further details on our **Plastic** visit our **materiality page >>**



Fixtures
 This product can be customised with a range of optional fixtures. If you have any further bespoke requirements **get in touch**, our sales team will be happy to help.





Aspen Canopy

The Aspen timber monopitch canopy is available in hardwood or softwood timbers and comes complete with mild steel support legs hot dipped galvanised as standard and can be powder coated in a wide range of RAL or BS colours. It's a classic, durable option when choosing a product that is ideal for protecting customers, employees, or pupils from the weather.

The roof is clad as standard with multiwall polycarbonate but can be clad with UV stable PET sheeting. Available as surface mounted or sub-surface fixed, and a great option for a wide variety of purposes including waiting areas, courtyard covers, entrance canopies and walkways.


Manufactured to suit customer requirements

**TECHNICAL
 DRAWINGS
 AVAILABLE ON
 REQUEST**

**PLEASE CONTACT
 OUR SALES TEAM**

Materials, Finishes & Options

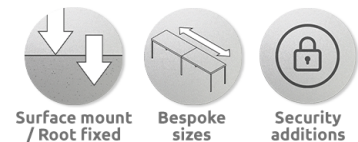
Steel
 Available in the options below;
 for further details on our **steel** visit our **materiality page >>**



Timber
 Available in the options below;
 for further details on our **timber** visit our **materiality page >>**



Fixtures
 This product can be customised with a range of optional fixtures. If you have any further bespoke requirements **get in touch**, our sales team will be happy to help.





Delaware Canopy

Provide cover with the contemporary looking Delaware Canopy. This comes with a steel frame galvanised and powder coated, with PET roof sheeting. Ideal for protecting customers, employees, or pupils from the weather. The Delaware Canopy will help to transform any area, including previously unused areas, into attractive, welcoming and comfortable areas that can be utilised for whatever purpose you need.

This will complement any outdoor location and provide a modern, no-fuss solution to offering protection and covering. With regards to guttering, water drains through the legs and disperses above finished ground level. Sub surface fixed.

L: 12000mm x D: 4000mm x H: 3100mm


**TECHNICAL
DRAWINGS
AVAILABLE ON
REQUEST**

**PLEASE CONTACT
OUR SALES TEAM**

Materials, Finishes & Options


Steel

Available in the options below;
 for further details on our **steel** visit our **materiality page >>**



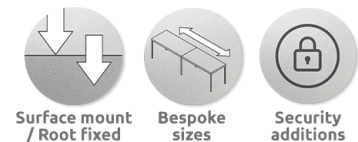
Plastic

Available in the options below;
 for further details on our **Plastic** visit our **materiality page >>**



Fixtures

This product can be customised with a range of optional fixtures. If you have any further bespoke requirements **get in touch**, our sales team will be happy to help.





Moreton Gullwing Shelter

A contemporary and stylish looking outdoor bike storage solution, this is a great option whether your need is to house 20 or 200 cycles making the Moreton Gullwing Shelter a popular design of choice with our customers.

Its steel structure is hot dipped galvanised and powder coated and roof cladding can be in Plasticsol or PET clear view sheets, whilst rainwater drains through uprights to soak away in ground. Leaf guards are available to protect guttering from obstructions.

Choice of cycle stands available.


All our Shelters can be manufactured to be BREEAM compliant.
L: 5000mm x D: 4000mm x H: 3100mm

**TECHNICAL
DRAWINGS
AVAILABLE ON
REQUEST**


**PLEASE CONTACT
OUR SALES TEAM**

Materials, Finishes & Options

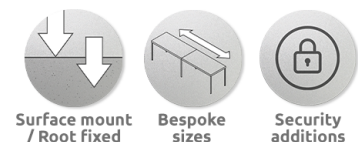
Steel
Available in the options below;
for further details on our **steel** visit our **materiality page >>**




Plastic
Available in the options below;
for further details on our **Plastic** visit our **materiality page >>**



Fixtures
This product can be customised with a range of optional fixtures. If you have any further bespoke requirements **get in touch**, our sales team will be happy to help.





Moreland Canopy

The Moreland Canopy is a truly versatile wall mounted canopy and is available in standard modules from stock, or as a tailored unit to suit your requirements. It can be installed for a variety of applications including covered walkways, cycle parking and motorcycle parking. This canopy gives clear access and is ideal for situations where floor space is restricted.

Manufactured from a mild steel frame, hot dipped galvanised as standard and can be powder coated in a wide range of RAL or BS colours. The roof is clad with UV stable PET Sheeting

Manufactured to suit customer requirements


**TECHNICAL
DRAWINGS
AVAILABLE ON
REQUEST**

**PLEASE CONTACT
OUR SALES TEAM**

Materials, Finishes & Options


Steel

Available in the options below;
for further details on our **steel** visit our **materiality page >>**



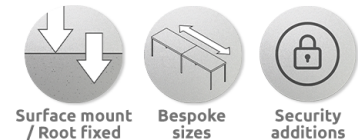
Plastic

Available in the options below;
for further details on our **Plastic** visit our **materiality page >>**



Fixtures

This product can be customised with a range of optional fixtures. If you have any further bespoke requirements **get in touch**, our sales team will be happy to help.





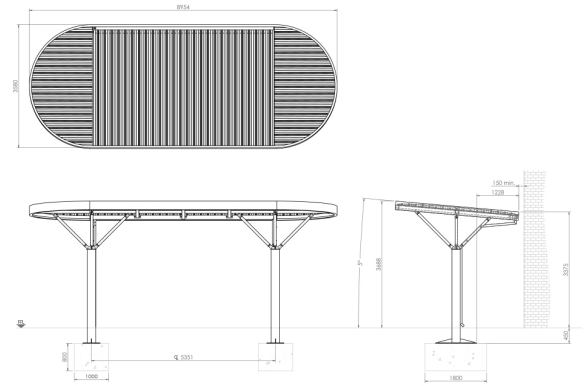
Stadium Canopy

The Stadium Canopy is the latest addition to our canopy range and is an adaptation of our popular **Arbor Canopy**.

This new design features a "Stadium" shaped corrugated steel roof that has a subtle slope to the rear to divert rainwater into the aluminium drainage system.

To minimise movement the canopy utilises below ground fixings and a branching structure to secure the canopy in 8 points. The result is a highly durable canopy that can withstand strong winds and weather conditions.


The Canopy features a vandal-resistant, fully welded frame hot-dip galvanised to BS EN ISO 1461:2009 as standard and can be polyester powder-coated in a range of RAL Colours.




L: 8954mm x H: 3580mm x D: 3688mm

Materials, Finishes & Options

Steel
 Available in the options below;
 for further details on our **steel** visit our **materiality page >>**



Colours
 Available in a huge range of RAL colours.
 Our most popular colours are;



Fixtures
 This product can be customised with a range of optional fixtures. If you have any further bespoke requirements **get in touch**, our sales team will be happy to help.

