

Ultratop System is made up of a series of special products to create self-levelling cementitious floors, for use in both industrial and domestic environments.

The system is made up of special primers, **Ultratop** and specially-formulated finishing products, to protect the floor and to obtain a variety of aesthetic effects on the surface.

Ultratop, the flagship product of the entire system, is a self-levelling, ultra fast-setting self-levelling mortar. It is easy to apply by hand or by machine, and is available in 7 different colours.


When creating industrial floors, where functionality is the main priority, **Ultratop** may be treated with either transparent or coloured finishing products or with products from the **Mapefloor** range, which apart from offering good protection, also improve its chemical resistance and its resistance to abrasion.

Alternatively, if used to create decorative floors in environments such as homes, showrooms, shops, etc., **Ultratop** may be dry-polished to leave an effect that is similar to natural stones, or it may be mixed with natural aggregates which, after polishing, leave an effect which is similar to "terrazzo alla veneziana" floors.

Ultratop® colour chart

Ultratop System is available in 7 ready-to-use colours.

The inherent nature of the cementitious binder means that the colours may vary slightly. We recommend carrying out a preliminary test before use.



White



Light grey



Standard




Extra white



Beige



Rust red



Anthracite

Note: the colours indicated are purely representative and may vary due to printing limitations

C.P. MK 695930 (GB) 4/19

MAPEI WORLD LONDON CITY
6 Great Sutton Street
Clerkenwell
London
EC1V 0BX
T: 020 3302 9610
E: clerkenwell@mapei.co.uk

MAPEI UK LTD
Mapei House
Steel Park Road
Halesowen
West Midlands. B62 8HD
T: 0121 508 6970
E: info@mapei.co.uk

Ultratop® System

Cementitious
flooring systems

Natural effect Ultratop® System

Suitable for floors in both industrial and domestic environments



Particularly recommended for internal floors in:

- Industrial facilities, in areas used for processing and storage.
- Shopping centres, in areas subject to pedestrian traffic and areas used for storage where goods are moved around.
- Supermarkets, in areas subject to pedestrian traffic.

It is also suitable for:

- Shops, in sales areas and in store-rooms.
- Restaurants, in all areas.
- Apartments, in all rooms.

Performances and advantages:

- May be applied manually or mechanically at a thickness from 5 to 40 mm.
- Guarantees perfectly flat surfaces, similar to concrete floors; variations in colour may occur.
- Dries quickly, so that further finishing operations may be carried out after a very short time.
- Controlled shrinkage characteristics.
- Durable - achieves in excess of N/mm² 40 after 28 days.
- Resistant to abrasion without the need for further coatings.
- After the finishing treatment, the floor may be waxed using **Mapelux Lucida** or **Mapelux Opaca** metallic waxes, to make cleaning and maintenance operations simpler.



OPERATION CYCLE

- Substrate preparation
- Application of the primer + 1.2mm quartz
- Casting of **Ultratop**
- Finishing coat
- Waxing

PRODUCTS REQUIRED

- Primer **Primer SN** + fully broadcast with **Quartz 1.2**
- Floor **Ultratop**
- Finishing coat **Mapefloor Finish** range of products (consult Mapei Technical Services Department for the choice of the most suitable product)
- Waxing **Mapelux Opaca** or **Mapelux Lucida**



Polished effect Ultratop® System

For polished floors



Particularly recommended as flooring for:

- Showrooms, in all areas.
- Shops, in sales areas.
- Restaurants, in all areas.
- Apartments, in all rooms.

It is also suitable for:

- Shopping centres, in areas subject to pedestrian traffic.

Performances and advantages:

- May be applied manually or mechanically at a thickness from 10 to 40 mm.
- Controlled shrinkage characteristics.
- Durable - achieves in excess of N/mm² 40 after 28 days.
- May be dry-polished approximately 2 days after applying **Ultratop**.
- The dry-polishing treatment exposes the aggregates contained in **Ultratop**.
- Guarantees perfectly flat, smooth, reflective surfaces.
- Allows different colours of **Ultratop** to be laid adjacently, to permit the creativity of the designer to be fully expressed.
- An infinite range of decorative floor design solutions are possible, without modifying their functional characteristics.
- After the finishing treatment, the floor may be waxed using **Mapelux Lucida** or **Mapelux Opaca** metallic waxes, to make cleaning and maintenance operations simpler.




OPERATION CYCLE

- Substrate preparation
- Application of the primer + 1.2mm quartz
- Casting of **Ultratop**
- Dry rough-polishing
- Dry polishing
- Finishing coat
- Waxing

PRODUCTS REQUIRED

- Primer **Primer SN** + fully broadcast with **Quartz 1.2**
- Floor **Ultratop Ultratop Stucco**
- Finishing coat **Mapecrete Stain Protection**
- Waxing **Mapelux Opaca** or **Mapelux Lucida**



Terrazzo effect Ultratop® System

For "terrazzo alla veneziana" type polished floors



Particularly recommended as flooring for:

- Apartments, in all rooms.
- Offices, in all areas.
- Shops, in sales areas.
- Showrooms, in all areas.
- Restaurants, in all areas.
- Museums and theatres, in areas used by the general public.
- Shopping centres, in areas subject to pedestrian traffic.

Performances and advantages:

- Applied manually at a thickness from 15 to 40 mm.
- Durable - achieves in excess of N/mm² 40 after 28 days.
- May be dry-polished approximately 2 days after applying the blend composed of **Ultratop** and natural aggregates.
- The polishing treatment guarantees perfectly flat, smooth and reflective surfaces, with an appearance similar to "terrazzo alla veneziana" floors.
- After the finishing treatment using **Mapecrete Stain Protection**, the floor may be waxed using **Mapelux Lucida** or **Mapelux Opaca** metallic waxes, to make cleaning and maintenance operations simpler.



OPERATION CYCLE

- Substrate preparation
- Application of the primer + 1.2mm quartz
- Casting of **Ultratop** mixed with natural aggregates
- Dry rough-polishing
- Application of **Ultratop Stucco**
- Dry polishing
- Finishing coat
- Waxing

PRODUCTS REQUIRED

- Primer **Primer SN** + fully broadcast with **Quartz 1.2**
- Floor **Ultratop Ultratop Stucco**
- Finishing coat **Mapecrete Stain Protection**
- Waxing **Mapelux Opaca** or **Mapelux Lucida**

