



1 lockers



2 shelving



3 cupboards & work stations



4 mobilis shelving



5 technic shelving



6 cloakroom



7 cabinets

All Probe products are available from a wide network of authorised Probe dealers



Kemmlit UK



Bays Platt, Skirmett,
Henley-on-Thames,
Oxfordshire RG9 6TD
United Kingdom

Tel: +44(0)1491 638606
Fax: +44(0)1491 638072
www.kemmlituk.com
info@kemmlituk.com



PR OBE

lockers





NEW locker light

ANOTHER BRIGHT IDEA FROM PROBE

This triple LED light option will give additional compartment lighting in dimly lit areas. See page 22 for more information.

Available at additional cost.



NEW body colour

PROBE QUALITY

With all Probe products you can be assured of the highest quality components, construction and finish.

FEATURES

Each Probe Locker features an integral air vent system*, a micro sprung disc lock, 5 knuckle hinges, welded front frame & internal door strengtheners*.

*Not available on some Lockers due to manufacturing constraints

SECURITY

Even the Probe standard lock has a micro sprung 10 disc lock featuring 3000 serial combinations - all exclusive to Probe.




 **MEETS BS 4680:1996**
excluding size specification



SPECIALIST SOLUTIONS

Throughout this brochure you will find creative and specialist storage solutions and options for very specific and individual applications.



STYLE

With seven exciting colours to choose from you are sure to finding a stylish solution to meet your storage needs.

See page 21 for colours



QUALITY ASSURANCE


Probe Lockers are designed and manufactured in the UK, conforming to **BS 4680:1996** 'Standard Duty' (excluding size specification), **ISO 9001:2000** and **Environmental Management System ISO 14001:2004**

quality storage solutions

clean environment



twin & two person lockers



- FULL WIDTH TOP SHELF
- DOUBLE COAT HOOKS PER COMPARTMENT
- CENTRAL DIVIDER TO SEPARATE CLEAN FROM DIRTY GARMENTS

KEEPING CLEAN

Keeping clean garments and soiled work overalls separate can often be a problem. The **Clean and Dirty Locker** solves this by providing a centre partition with a double coat hook to either side. Identical in overall size the **Uniforms Locker** has three handy shelves to one side of the partition.



- FULL WIDTH TOP SHELF
- CENTRAL DIVIDER & DOUBLE COAT HOOK
- FIXED SHELVES GIVING CONVENIENT STORAGE

CLEAN & DIRTY LOCKER

Complete with full width internal top shelf 305mm high, vertical centre partition and two double coat hooks.

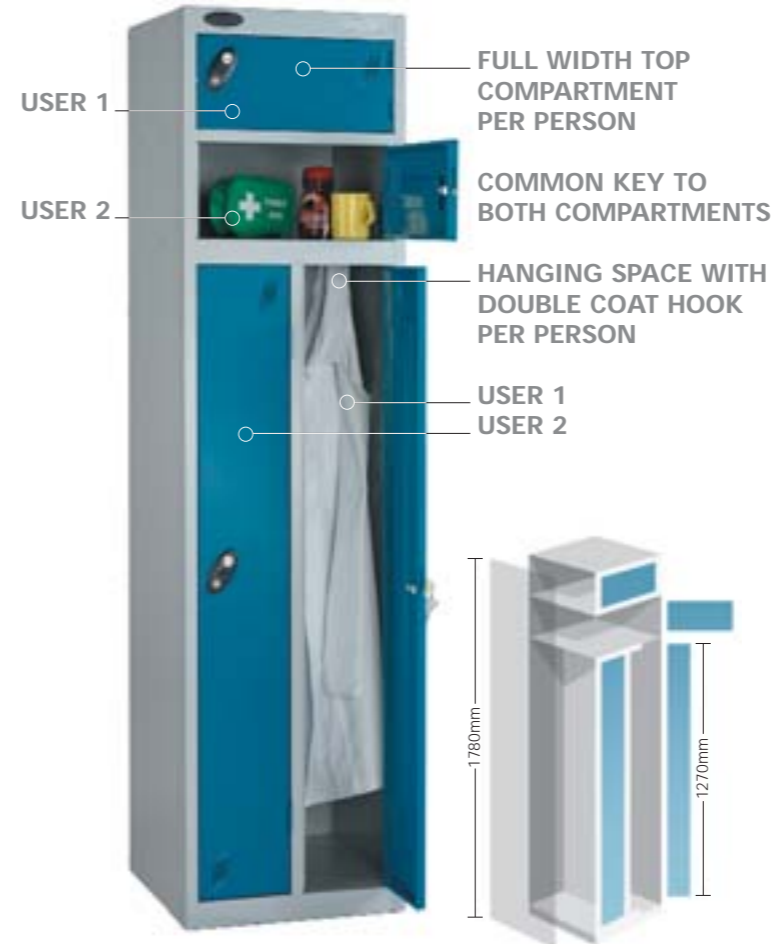
WIDTH 460mm
DEPTH 460mm
TOP COMPARTMENT HEIGHT 305mm

UNIFORMS LOCKER

Complete with full width internal top shelf 305mm high, vertical centre partition, double coat hook and a further three half width shelves.

WIDTH 460mm
DEPTH 460mm
TOP COMPARTMENT HEIGHT 305mm

choice



- USER 1
- USER 2
- FULL WIDTH TOP COMPARTMENT PER PERSON
- COMMON KEY TO BOTH COMPARTMENTS
- HANGING SPACE WITH DOUBLE COAT HOOK PER PERSON
- USER 1
- USER 2

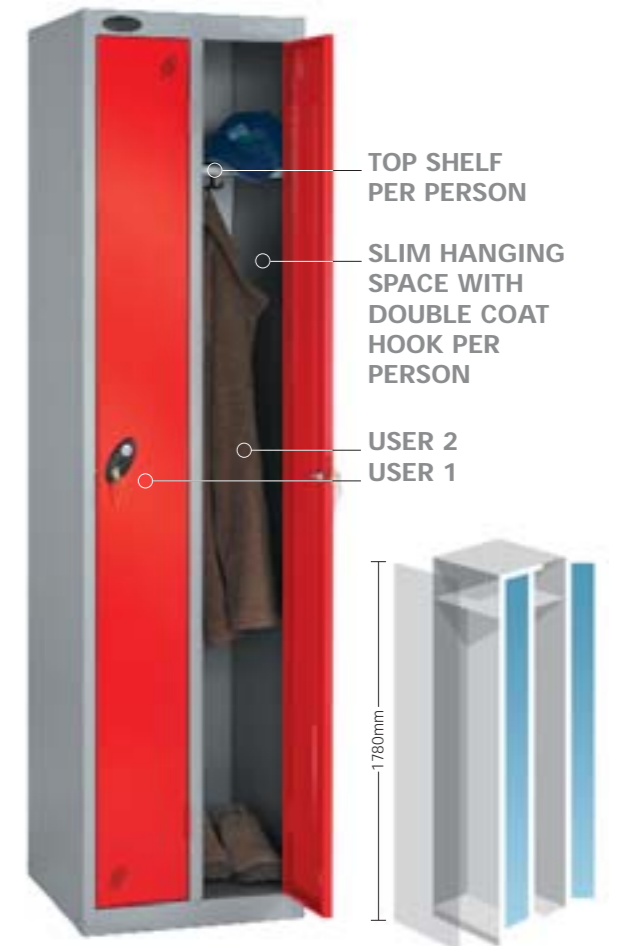
TWO PERSON LOCKER

Provides two sections per user with a common key to fit both. One, 180mm high, full width compartment at the top of the locker and a vertical compartment fitted with a double coat hook.

WIDTH 460mm
DEPTH 460mm
TOP DOOR HEIGHT 180mm

SPACE SAVING

Where space really is at a premium, these two versatile lockers must be the answer. Each offers two users full depth for garments on hooks while keeping the units overall width to a minimum.



- TOP SHELF PER PERSON
- SLIM HANGING SPACE WITH DOUBLE COAT HOOK PER PERSON
- USER 2
- USER 1

TWIN LOCKER

Each compartment comes with 305mm high internal top shelf and a double coat hook.

WIDTH 460mm
DEPTH 460mm
TOP COMPARTMENT HEIGHT 305mm

twin & two person



Standard on all Probe Lockers



99.9% REDUCTION OF MRSA, E-COLI & BACTERIA
Antimicrobial efficiency will continue for the life of the coating.

education lockers

Probe Lockers offer colour options for every level, from kindergarten to college. From a simple cube upwards, the sheer variety of lockers available puts them at the top of every school's list for changing and storage requirements.

Robust

Probe Lockers have a welded plinth making each compartment totally separate and increasing structural rigidity.

Strength

Every locker has a full height strengthener welded inside each door to increase strength and security.

excellent ✓



A+ ✓



✓
10
10

Bench seat

Freestanding Bench seats are fitted with three hardwood slats, frames are robustly made from 38mm tube and are offered in lengths of 610mm, 915mm, 1220mm and 1525mm.

- Quality engineered to provide a sturdy and robust locker that will give many years of service.
- Built-in security features generate confidence that belongings will be kept safe.
- Replacement locks and keys are available if required. Numbered cards, for locker identification, available on request.
- Durable powder coated finish with colour options to suit your environment.
- **ACTIVECOAT**[®] anti-bacterial technology
The hard wearing anti-bacterial powder coating for an active environment as standard.



The miracles of science



Distinction

FULL HEIGHT LOCKERS

- Available in 1-6 & 8 tiers.



LOW LOCKERS

- See reverse for sizes.

CUBE LOCKERS

- Three sizes available:
- 305³, 380³, 460³ (mm)



PROBE

educational lockers

MEETS
BS 4680:1996

6

ACTIVECOAT[®]
anti-bacterial technology

99.9% REDUCTION OF MRSA, E-COLI & BACTERIA
Antimicrobial efficiency will continue for the life of the coating.

7

NEW black body lockers

STYLISH STORAGE

Probe offer their full range of lockers with a stylish black body and any of the standard door colours. As with all Probe Lockers this range incorporates **AC+IVECOAT** the world class anti-bacterial technology in both the plastic fixtures and the powder coating.



OPTIONAL DIGITAL LOCKS
No more lost keys!
This Digital Combination Lock is simple to program and use, it has in excess of 40,000 possible combinations. Available at additional cost, see page 22 for details.

SIX EXCITING DOOR COLOURS



AVAILABLE COLOURS

All Lockers are powder coated with **AC+IVECOAT** exclusive to Probe.

- = LOCKER DOOR COLOUR
- ▲ = LOCKER BODY COLOUR



heavy duty steel body with laminated/timber* doors



EASY ACCESS HINGES
Hinges open through a wide 164° for ease of access.

LAMINATED END PANEL
Optional.

OPTIONAL DIGITAL LOCKS
No more lost keys!
This Digital Combination Lock is simple to program and use, it has in excess of 40,000 possible combinations. Available at additional cost, see page 22 for details.


AVAILABLE COLOURS

All Lockers are powder coated with **AC+IVECOAT** exclusive to Probe.

SOLID COLOUR



*TIMBER EFFECT see page 13 for examples



LAMINATED PANELS

Probe offer five durable laminated finishes, to a standard steel body, in 2, 3 & 4 compartment Lockers. Laminated panels comprise of MDF Core with solid laminated facing and 2mm PVC edging. (Timber effect subject to minimum order quantity).

clear door locker

anti stock theft



HIGH VIS DOORS

These **shatter proof** polycarbonate doors allow **100%** visibility.

PROBE QUALITY LOCKS*

The Probe standard locking mechanism has a micro sprung 10 disc lock featuring a massive 3000 serial combinations - all exclusive to Probe. Hasp & Staple fitment also available.

A SIZE TO SUIT

Probe Clear Door Lockers come in a choice of three depths and six compartment heights to maximise your available space.

DEPTHS 305,380,460mm
WIDTH 305mm

STRENGTH

As with all Probe storage Products, the Clear Door range offers a sturdy construction. Incorporating a **welded plinth** between each compartment for added strength and security.



*INCLUDING THREE POINT LOCKING

specialist lockers



low access locker



FEATURES

The Probe Low Access Locker has an integral double coat hook and low shelf.

WIDTH 380mm
DEPTH 460mm

RAISED BASE SHELF

Each compartment includes a raised base shelf for better access.

low locker



FEATURES

Probe Single Door Low Lockers include a top shelf and double coat hook.

WIDTH 305mm
DEPTH 305 & 460mm

post locker

The Probe Post Locker facilitates the convenient, secure distribution of mail, maximising efficiency and space in your post room.



FEATURES

The Probe Post Locker carries all the usual features with the addition of a reduced height door allowing secure internal storage of post.

WIDTH 305mm
DEPTH 305 & 460mm

Police locker



FEATURES

The Probe Police Locker is designed specifically to accommodate personal body armour and each compartment includes a top shelf and double coat hook.


WIDTH 460mm
DEPTH 550mm

leisure lockers

*SLOPING TOP OPTION

The optional sloping top, prevents the accumulation of rubbish and is **available on all standard lockers** at an additional cost.

**Please request when ordering.*
(Only available on 1780mm Height Lockers)



ADDITIONAL DOOR PERFORATIONS

Additional door perforations are available for added ventilation and limited visibility.

SECURITY LOCKS

The Probe standard lock has a micro sprung 10 disc lock featuring 3000 serial combinations - all exclusive to Probe.

SIZE & STYLE

Probe Lockers are available in a large range of sizes, colours and door configurations to accommodate your changing room requirements.

SEATS AND STANDS

Further seats and stands are available. See page 17 for more details.

CHANGING

Changing areas for leisure and sport need to be versatile to accommodate a wide range of activities - Probe Lockers will provide security for the user's belongings and equipment. **Sloping Top Lockers, Locker Seats and Stands, Locker Stands and Freestanding Benches** were designed for use in these areas.



golf lockers



GOLF LOCKERS

These stylish lockers have been specifically designed with the avid golfer in mind.

CHOICE

You can configure these lockers to accommodate a Golf Bench Seat, as illustrated, or if a seat is not required you can use two, Type A, full height door lockers.

BENCH SEAT

The Type B Golf Locker comes complete with a base well and shortened door to accommodate a Golf Bench Seat without obstructing access.



COLOUR & FINISH

These golf lockers come in all the standard probe colours, plus three, wood effect, door and end panel options. Pictured, Ash.



ASH



CHERRY

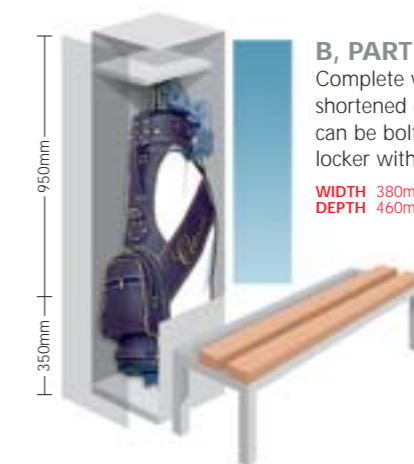


OAK



A, FULL HEIGHT DOOR

WIDTH 380mm
DEPTH 460mm



B, PART HEIGHT DOOR

Complete with a base well and shortened door. Golf Bench Seats can be bolted to the front of the locker without obstructing access.

WIDTH 380mm
DEPTH 460mm

cube lockers & quartos



quartos



QUARTOS
 Quartos have been designed for use individually, bolted together in blocks or to complement other locker combinations by acting as linking bridges or extra top lockers.



cube lockers

CUBE LOCKERS
 Use these handy lockers as multi-purpose storage units. Offered in three standard sizes they are supplied pre-drilled for bolting together in blocks as needed.



cloakroom lockers



TYPE A
 Top cover complete with hanging rail and base.

☐ Lockers and hangers sold separately



TYPE B
 Top cover, storage shelf complete with hanging rail and base.

☐ Lockers and hangers sold separately

timber* faced lockers

Probe offer three durable timber effect finishes, to a standard steel body, in 1,2,3 & 4 compartment Lockers (Subject to minimum order quantity).



ASH



CHERRY



OAK

TIMBER* END PANEL
 Optional.

SECURITY
 These robust Locks from Probe offer the usual high quality locking mechanisms found in the rest of the range.

EASY ACCESS
 Hinges open through a wide 164° for ease of access.

SIZE
 These quality Lockers are available in two sizes:

305W x 460Dmm
 380W x 380Dmm

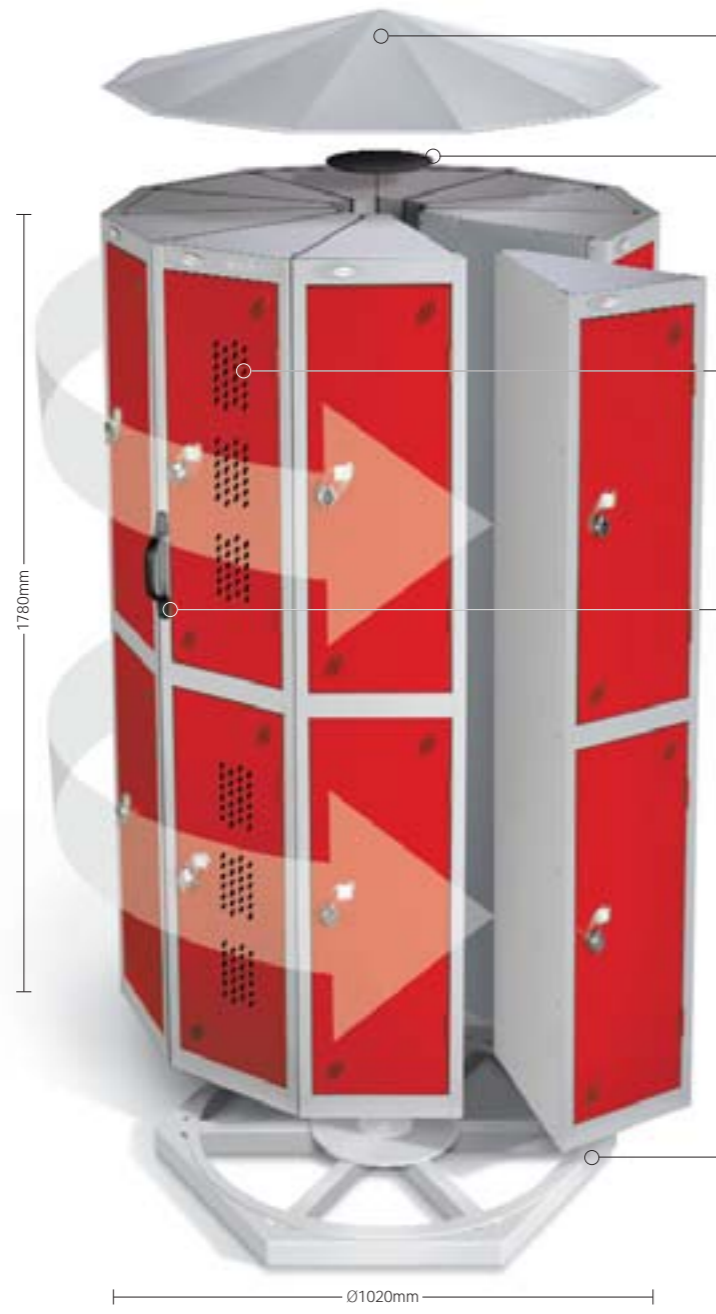
* **DURABLE TIMBER EFFECT FINISH**
 with 2mm PVC edging.

SPACE SAVING
UP TO 165% MORE LOCKERS IN YOUR SPACE*

locker Pod®

ACTIVECOAT®
anti-bacterial technology

space saving



OPTIONAL SLOPING CANOPY
Prevents accumulation of rubbish.
200mm high.

STANDARD INFILL CAP
(Included)

ADDITIONAL VENTILATION
For those applications where
increased ventilation or
visibility is desired.

HANDLES
included with
OPTION 360°
rotating pods.

OPTION 360°
This unique option allows the Locker Pod to be easily rotated through 360° allowing Pods to be positioned closer together giving even more space. Incorporating inertia braking system. Add 100mm to height of Locker Pod.



Centre Sealing Cap included with every locker pod.



Even the standard locks feature a massive 3000 serial combinations - all exclusive to Probe.



The Hasp & Staple allows padlock fitting. Shank diameter: min 6mm, max 7mm (Padlock sold separately).



A simple and effective 4 digit combination lock.

1780mm

Ø1020mm

FEATURES & BENEFITS

These unique Locker Pods from Probe Storage are designed to maximise compartment numbers in your locker room



FEATURES & BENEFITS

Four locking styles available to suit your individual needs



FEATURES & BENEFITS

Strong robust construction providing many years of service

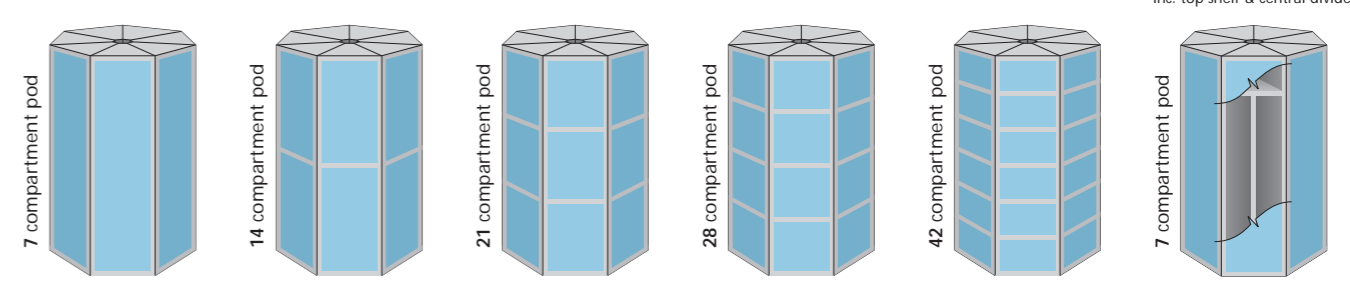
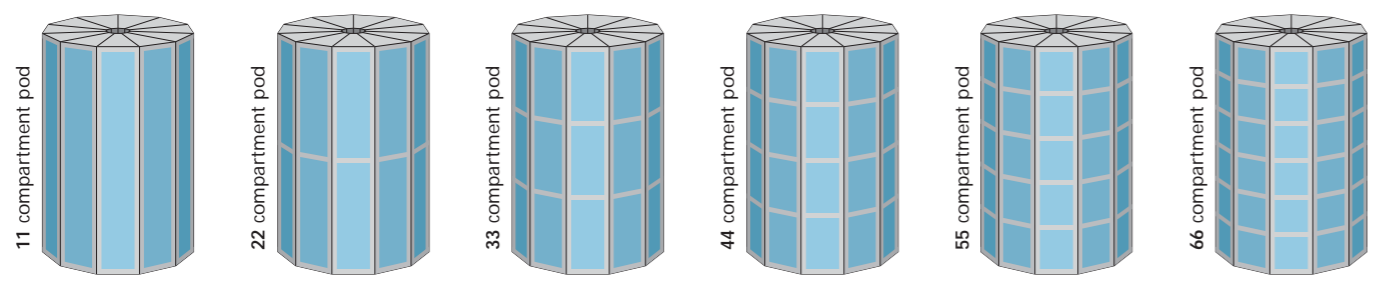


FEATURES & BENEFITS

Available in 6 exciting door colours with a stylish silver body to brighten up your staff rooms



For further details please request a Pod Brochure from your Probe dealer.



PROBE
lockers

MEETS
BS 4680:1996

ACTIVECOAT®
anti-bacterial technology

99.9% REDUCTION OF MRSA, E-COLI & BACTERIA
Antimicrobial efficiency will continue for the life of the coating.

garment dispenser/collector lockers

GARMENT DISPENSERS

A single service door provides access to all the inner compartments of these Garment Dispensers enabling the distribution of clean garments, towels etc. Individual compartments remain secure and require keyed access.



5 DOOR

10 DOOR

15 DOOR



MASTER KEY
Master key access enabling quick refilling.



COMPARTMENT KEYS
Separate compartment keys allowing secure independent access.



DOUBLE FRAME DOOR



GARMENT COLLECTOR

This 'post box' style locker is for the collection of soiled garments.



High Capacity Locker

The Probe High Capacity Locker has been designed especially for maximum personal storage measuring a huge **H1780 x W610 x D460mm**. This Locker features two fully adjustable shelves, one with hanging rail for maximum flexibility.



ADJUSTABLE HANGING SHELF

HI CAPACITY
HEIGHT 1780mm
WIDTH 610mm
DEPTH 460mm

ADJUSTABLE SHELF

PPE Lockers

Personal Protection Equipment (PPE) is mandatory in many working environments (PPE at Work Regulations 1992 Part 5). Controlling and storing your safety equipment will be more effective in a specially designed Probe PPE Locker.



Probe also offer a range of PPE cupboards to complement these lockers.

locker stand

Lockers are often used in areas where floors need frequent cleaning. Locker Stands provide maximum floor access. This Stand is manufactured to suit a particular installation using 25mm square tube.



LOCKER STANDS

Stands available to suit any number of lockers, all complete with adjustable levelling feet. Height 150mm.

locker seat & stand



Two hardwood slats and metal framework form a bench seat in front of the locker, allowing full height access. Complete with adjustable levelling feet.

ALTERNATIVE RANGE OF ROUND TUBE CLOAKROOM EQUIPMENT SEE SEPARATE LITERATURE

BENCH SEAT

Freestanding Bench Seats are fitted with three hardwood slats. Frames robustly made from 38mm square tube and are offered in lengths of 610mm, 915mm, 1220mm and 1525mm.

SAFE STORAGE FOR THE HIGHEST HYGIENE STANDARDS

Probe offer a comprehensive range of personal and equipment storage solutions aimed at the hygiene conscious medical sector. This range incorporates the world class anti-bacterial technology in both the plastic fixtures and the **AC+IVECOAT** powder coating from Probe.



PROBE QUALITY


With all Probe products you can be assured of the highest quality components, construction and finish.

FEATURES

Each Probe Locker features an integral air vent system*, a micro sprung disc lock, 5 knuckle hinges, welded front frame & internal door strengtheners*.

*Not available on some Lockers due to manufacturing constraints

PROBE ACTIVECOAT DEVELOPED IN CONJUNCTION WITH DUPONT



AC+IVECOAT

The hard wearing anti-bacterial powder coating for the most stringent hygienic environment.

IRON PHOSPHATE KEY COAT

This anti-rust, key coat bonds to the steel in readiness for the final active coating.

PREPARED STEEL SURFACE

Chemical cleaning ensures an ideal surface for further coatings.



The miracles of science

LOW MEDICAL CABINET

SMALL MEDICAL CABINET
Available without dished top = U

MEDICAL WORKSTATION



MEETS BS 4680:1996
excluding size specification

AIR VENT SYSTEM ON EACH DOOR*

ADDITIONAL DOOR PERFORATIONS

WELDED INTERNAL DOOR STRENGTHENER*

WELDED COMPARTMENT DIVIDER FOR HIGH SECURITY

THROUGH FRAME LOCKING
For added security, the cam locates through aperture in frame preventing door being easily forced open.

5 KNUCKLE HINGES

10 MICRO SPRUNG DISC LOCK

AC+IVECOAT
anti-bacterial technology



The miracles of science

*Door strengthener not needed on some products. Air vent system not available on some products due to small door size.

AVAILABLE COLOURS

All Lockers are powder coated with **AC+IVECOAT** exclusive to Probe.

- = LOCKER DOOR COLOUR
- ▲ = LOCKER BODY COLOUR



locker features & options

LOCK OPTIONS



PROBE CAM LOCK*
Even the standard lock has a micro sprung 10 disc lock featuring a massive 3000 serial combinations - all exclusive to Probe.

*Included in locker price. Please request lock type at time of ordering.



HASP AND STAPLE*
Attractive design allowing easy use of padlock fitting. Shank diameter min 6mm, maximum 7mm. Padlock sold separately.



DIGITAL COMBINATION LOCK
Simple to program and use, it has in excess of 40,000 possible combinations. No more lost keys! Batteries last up to 15,000 user operations.
Includes: built in master code



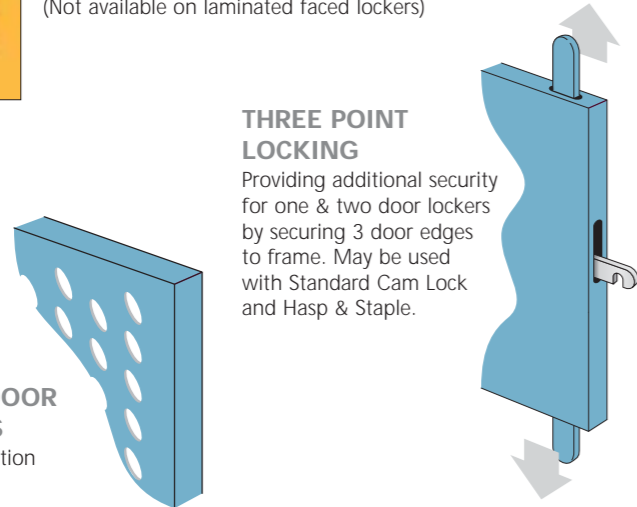
COIN/TOKEN - RETURN/RETAIN
These locks are available with coin denominations £/€ or tokens, for either return or retain.

RE-PROGRAMMABLE COMBINATION LOCK



Re-programming using service key
Easy to use front facing dial 10,000 combinations. One Service Key required per installation (Service Key sold separately). (Not available on laminated faced lockers)

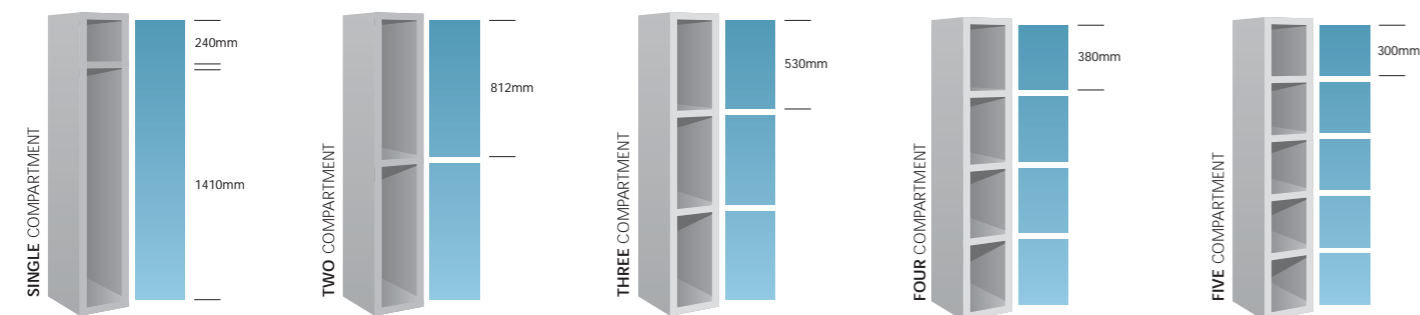
ADDITIONAL DOOR PERFORATIONS
For additional ventilation and limited visibility.



THREE POINT LOCKING
Providing additional security for one & two door lockers by securing 3 door edges to frame. May be used with Standard Cam Lock and Hasp & Staple.

NEW locker light ANOTHER BRIGHT IDEA FROM PROBE

- LED push button light, available at additional cost.
- LED's last for 50,000 hours
- 3 x AAA batteries included.
- Batteries will last for 100 hours
- Supplied with re-positionable adhesive base.



availability & options



LOCKERS

HEIGHT mm (inc)	WIDTH mm (inc)	DEPTH mm (inc)	DOORS / COMPARTMENTS								CLEAN & DIRTY	UNIFORM & JANITOR	TWO PERSON	TWIN	
			1	2	3	4	5	6	8	16					
1780 (70)	305 (12)	305 (12)	•••	•••	•••	•••	•••	•••	•••	-	-	-	-	-	-
1780 (70)	305 (12)	380 (15)	•••	•••	•••	•••	•••	•••	•••	-	-	-	-	-	-
1780 (70)	305 (12)	460 (18)	•••	•••	•••	•••	•••	•••	•••	•	-	-	-	-	-
1780 (15)	380 (15)	380 (15)	•••	•••	-	•••	-	•••	-	-	-	-	-	-	-
1780 (70)	460 (18)	460 (18)	••	••	••	••	-	-	-	-	••	••	••	••	••

KEY

- Available as a single locker
- Available as a nest of 2
- Available as a nest of 3

Locker components are manufactured from 0.7mm thick mild steel with the exception of the door and frame, which are 0.9mm. All sizes contained within this brochure are nominal. We reserve the right to alter specifications without prior consent. Due to the limitations of the printing process, colours pictured may vary slightly from the actual finishes supplied. Probe Lockers shown within this brochure are featured with an optional numbering system in the card holder.



QUALITY ASSURANCE

Probe Lockers are designed and manufactured in the UK, conforming to **BS 4680:1996** 'Standard Duty' (excluding size specification), **ISO 9001:2000** and **Environmental Management System ISO 14001:2004**

NOMINAL CLEAR ENTRY WIDTHS

Clear entry width = locker width minus 64mm.

Locker Width	Clear Entry
305mm	241mm
380mm	316mm
460mm	396mm

