

Perception CFX[®]

Concealed Fixing Accessories
on subtle clear plastic plates



View range online

Insert finishes available in this range



Antique Brass



Black Nickel




Bright Chrome



Polished Brass



Satin Brass



Satin Chrome

The Perception CFX® range of accessories with snap-on clear front plates, are cleverly designed to insert your own wallpaper or alternatively the supplied template can be painted, thereby blending discreetly into the interior decor.

Concealed fixings to give screwless aesthetic

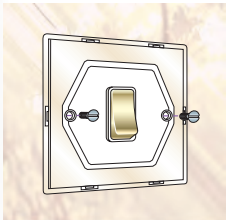
A clear plate that blends into the décor

Accommodates your own choice of wall covering



A cutting template is supplied with each electrical accessory

Grid Fix and Eurofix options also available (see separate GRID-IT and EuroFix sections)



Step 1

Having applied the desired wall covering and cut away from the wall box aperture, insert and fix the accessory using the two screws supplied.




Step 2

Using a spare piece of wall covering that matches the pattern exactly, carefully cut out the shape of the front plate using the template supplied.



Step 3

Place the cut out piece of wallpaper into the back of the clear front plate.



Step 4

Position and snap the front plate onto the accessory backplate using the integral clips to conceal the accessory and fixing screws.

Perception CFX

Rocker Switches - on Transparent Plates



PC R21 SC-W









PC R22 PB-B



PC R23 AB-B



PC R24 AB-B

Plate Finish	Insert Finish/ Surround Colour	 1 gang 10AX 2 Way Rocker	 2 gang 10AX 2 Way Rocker	 3 gang 10AX 2 Way Rocker	 4 gang 10AX 2 Way Rocker	 1 gang 10AX Intermediate Rocker	 1 gang 10A Triple Pole Rocker
Clear	Antique Brass/Black	PC R21 AB-B	PC R22 AB-B	PC R23 AB-B	PC R24 AB-B	PC R31 AB-B	-
Clear	Bright Chrome/Black	PC R21 BC-B	PC R22 BC-B	PC R23 BC-B	PC R24 BC-B	PC R31 BC-B	-
Clear	Bright Chrome/White	PC R21 BC-W	PC R22 BC-W	PC R23 BC-W	PC R24 BC-W	PC R31 BC-W	-
Clear	Black Nickel/Black	PC R21 BK-B	PC R22 BK-B	PC R23 BK-B	PC R24 BK-B	PC R31 BK-B	-
Clear	Black/Black	PC R21 BL-B	PC R22 BL-B	PC R23 BL-B	PC R24 BL-B	PC R31 BL-B	PCTP BL-B
Clear	Polished Brass/Black	PC R21 PB-B	PC R22 PB-B	PC R23 PB-B	PC R24 PB-B	PC R31 PB-B	-
Clear	Polished Brass/White	PC R21 PB-W	PC R22 PB-W	PC R23 PB-W	PC R24 PB-W	PC R31 PB-W	-
Clear	Satin Brass/Black	PC R21 SB-B	PC R22 SB-B	PC R23 SB-B	PC R24 SB-B	PC R31 SB-B	-
Clear	Satin Brass/White	PC R21 SB-W	PC R22 SB-W	PC R23 SB-W	PC R24 SB-W	PC R31 SB-W	-
Clear	Satin Chrome/Black	PC R21 SC-B	PC R22 SC-B	PC R23 SC-B	PC R24 SC-B	PC R31 SC-B	-
Clear	Satin Chrome/White	PC R21 SC-W	PC R22 SC-W	PC R23 SC-W	PC R24 SC-W	PC R31 SC-W	-
Clear	White/White	PC R21 WH-W	PC R22 WH-W	PC R23 WH-W	PC R24 WH-W	PC R31 WH-W	PCTP WH-W
Nominal Size:		86.0mm x 86.0mm	86.0mm x 86.0mm	86.0mm x 86.0mm	145.0mm x 86.0mm	86.0mm x 86.0mm	86.0mm x 86.0mm
Minimum Wall Box Depth:		25mm	25mm	25mm	25mm	25mm	25mm

Insert Surround Colour Key: (-B) Black, (-W) White

Perception CFX

Rocker Switches - on Transparent Plates



PC R222 WH-W








PC R212 BC-W



PC R232 SB-B



PC R242 SB-B

Plate Finish	Insert Finish/ Surround Colour	 1 gang 20AX 2 Way Rocker	 2 gang 20AX 2 Way Rocker	 3 gang 20AX 2 Way Rocker	 4 gang 20AX 2 Way Rocker	 1 gang 20AX Intermediate Rocker
Clear	Antique Brass/Black	PC R212 AB-B	PC R222 AB-B	PC R232 AB-B	PC R242 AB-B	PC R312 AB-B
Clear	Bright Chrome/Black	PC R212 BC-B	PC R222 BC-B	PC R232 BC-B	PC R242 BC-B	PC R312 BC-B
Clear	Bright Chrome/White	PC R212 BC-W	PC R222 BC-W	PC R232 BC-W	PC R242 BC-W	PC R312 BC-W
Clear	Black Nickel/Black	PC R212 BK-B	PC R222 BK-B	PC R232 BK-B	PC R242 BK-B	PC R312 BK-B
Clear	Black/Black	PC R212 BL-B	PC R222 BL-B	PC R232 BL-B	PC R242 BL-B	PC R312 BL-B
Clear	Polished Brass/Black	PC R212 PB-B	PC R222 PB-B	PC R232 PB-B	PC R242 PB-B	PC R312 PB-B
Clear	Polished Brass/White	PC R212 PB-W	PC R222 PB-W	PC R232 PB-W	PC R242 PB-W	PC R312 PB-W
Clear	Satin Brass/Black	PC R212 SB-B	PC R222 SB-B	PC R232 SB-B	PC R242 SB-B	PC R312 SB-B
Clear	Satin Brass/White	PC R212 SB-W	PC R222 SB-W	PC R232 SB-W	PC R242 SB-W	PC R312 SB-W
Clear	Satin Chrome/Black	PC R212 SC-B	PC R222 SC-B	PC R232 SC-B	PC R242 SC-B	PC R312 SC-B
Clear	Satin Chrome/White	PC R212 SC-W	PC R222 SC-W	PC R232 SC-W	PC R242 SC-W	PC R312 SC-W
Clear	White/White	PC R212 WH-W	PC R222 WH-W	PC R232 WH-W	PC R242 WH-W	PC R312 WH-W
	Nominal Size:	86.0mm x 86.0mm	86.0mm x 86.0mm	145.0mm x 86.0mm	145.0mm x 86.0mm	86.0mm x 86.0mm
	Minimum Wall Box Depth:	25mm	25mm	25mm	25mm	25mm

Insert Surround Colour Key: (-B) Black, (-W) White

Perception CFX

Toggle Switches - on Transparent Plates



PC T21 AB








PC T22 BC



PC T23 BK



PC T24 AB

Plate Finish	Insert Finish	 1 gang 20AX 2 Way Toggle	 2 gang 20AX 2 Way Toggle	 3 gang 20AX 2 Way Toggle	 4 gang 20AX 2 Way Toggle	 1 gang 20AX Intermediate Toggle
Clear	Antique Brass	PC T21 AB	PC T22 AB	PC T23 AB	PC T24 AB	PC T31 AB
Clear	Bright Chrome	PC T21 BC	PC T22 BC	PC T23 BC	PC T24 BC	PC T31 BC
Clear	Black Nickel	PC T21 BK	PC T22 BK	PC T23 BK	PC T24 BK	PC T31 BK
Clear	Polished Brass	PC T21 PB	PC T22 PB	PC T23 PB	PC T24 PB	PC T31 PB
Clear	Satin Brass	PC T21 SB	PC T22 SB	PC T23 SB	PC T24 SB	PC T31 SB
Clear	Satin Chrome	PC T21 SC	PC T22 SC	PC T23 SC	PC T24 SC	PC T31 SC
Nominal Size:		86.0mm x 86.0mm	86.0mm x 86.0mm	145.0mm x 86.0mm	145.0mm x 86.0mm	86.0mm x 86.0mm
Minimum Wall Box Depth:		35mm	35mm	35mm	35mm	35mm

Perception CFX


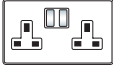



Power Sockets - on Transparent Plates




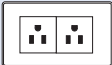

PC SS1 BC-W



PC SS2 BC-W

Plate Finish	Insert Finish/ Surround Colour	 1 gang 13A Double Pole Switched Socket	 2 gang 13A Double Pole Switched Socket	 2 gang 13A Double Pole Switched Socket with 2 USB Outlet 2x2.4A (4.8A Total)	 1 gang 5A Unswitched Socket	 Shaver Dual Voltage Unswitched Socket (Vertically Mounted)
Clear	Antique Brass/Black	PC SS1 AB-B	PC SS2 AB-B	-	-	-
Clear	Bright Chrome/Black	PC SS1 BC-B	PC SS2 BC-B	-	-	-
Clear	Bright Chrome/White	PC SS1 BC-W	PC SS2 BC-W	-	-	-
Clear	Black Nickel/Black	PC SS1 BK-B	PC SS2 BK-B	-	-	-
Clear	Black/Black	PC SS1 BL-B	PC SS2 BL-B	-	PC USS B	PC SHS B
Clear	Polished Brass/Black	PC SS1 PB-B	PC SS2 PB-B	-	-	-
Clear	Polished Brass/White	PC SS1 PB-W	PC SS2 PB-W	-	-	-
Clear	Satin Brass/Black	PC SS1 SB-B	PC SS2 SB-B	-	-	-
Clear	Satin Brass/White	PC SS1 SB-W	PC SS2 SB-W	-	-	-
Clear	Satin Chrome/Black	PC SS1 SC-B	PC SS2 SC-B	-	-	-
Clear	Satin Chrome/White	PC SS1 SC-W	PC SS2 SC-W	-	-	-
Clear	White/White	PC SS1 WH-W	PC SS2 WH-W	-	PC USS W	PC SHS W
Nominal Size:		86.0mm x 86.0mm	145.0mm x 86.0mm		86.0mm x 86.0mm	86.0mm x 145.0mm
Minimum Wall Box Depth:		35mm	35mm		35mm	47mm

International Power Sockets - on Transparent Plates

Plate Finish	Insert Finish/ Surround Colour	 1 gang 15A 110V AC American Unswitched Socket	 2 gang 15A 110V AC American Unswitched Socket	 1 gang 10/16A 220/250V AC German Unswitched Socket
Clear	Antique Brass/Black	-	-	-
Clear	Bright Chrome/Black	-	-	-
Clear	Bright Chrome/White	-	-	-
Clear	Black Nickel/Black	-	-	-
Clear	Black/Black	PC 5258 B	PC 5320 B	PC 6126 B
Clear	Polished Brass/Black	-	-	-
Clear	Polished Brass/White	-	-	-
Clear	Satin Brass/Black	-	-	-
Clear	Satin Brass/White	-	-	-
Clear	Satin Chrome/Black	-	-	-
Clear	Satin Chrome/White	-	-	-
Clear	White/White	PC 5258 W	PC 5320 W	PC 6126 W
Nominal Size:		86.0mm x 86.0mm	145.0mm x 86.0mm	86.0mm x 86.0mm
Minimum Wall Box Depth:		35mm	35mm	47mm



Insert Surround Colour Key: (-B) Black, (-W) White

Perception CFX

Key Switches - on Transparent Plates




PCK21B

Plate Finish	Insert Colour	 1 gang 20AX 2 Way Key Switch	 1 gang 20AX 2 Way Key Switch EMG LTG TEST
Clear	Black	PC K21 B	PC KEL B
Clear	White	PC K21 W	PC KEL W
Nominal Size:		86.0mm x 86.0mm	86.0mm x 86.0mm
Minimum Wall Box Depth:		25mm	25mm

Hotel Card Switch with LED - on Transparent Plates



PC C11 SC-W

Plate Finish	Insert Finish/ Surround Colour	 1 gang 10A (6AX) Card Switch On/Off with Blue LED Locator
Clear	Antique Brass/Black	PC C11 AB-B
Clear	Bright Chrome/Black	PC C11 BC-B
Clear	Bright Chrome/White	PC C11 BC-W
Clear	Black Nickel/Black	PC C11 BK-B
Clear	Black/Black	PC C11 BL-B
Clear	Polished Brass/Black	PC C11 PB-B
Clear	Polished Brass/White	PC C11 PB-W
Clear	Satin Brass/Black	PC C11 SB-B
Clear	Satin Brass/White	PC C11 SB-W
Clear	Satin Chrome/Black	PC C11 SC-B
Clear	Satin Chrome/White	PC C11 SC-W
Clear	White/White	PC C11 WH-W
Nominal Size:		86.0mm x 86.0mm
Minimum Wall Box Depth:		35mm

Insert Surround Colour Key: (-B) Black, (-W) White

Perception CFX

Television Coaxial Sockets - on Transparent Plates

PERCEPTION CFX RANGE



PCTVB



PCTVFMW



PCTVIB



PCSATI W

Plate Finish	Insert Colour						
		1 gang Non-Isolated TV 1in/1out	Isolated TV/FM Diplexer 1in/2out	1 gang Isolated TV 1in/1out	2 gang Non-Isolated TV+Satellite 2in/2out	1 gang Non-Isolated Satellite	1 gang Isolated Satellite
Clear	Black	PCTVB	PCTVFM B	PCTVIB	PCTVSAT B	PCSATN B	PCSATIB
Clear	White	PCTVW	PCTVFMW	PCTVIW	PCTVSAT W	PCSATN W	PCSATIW
Nominal Size:		86.0mm x 86.0mm	86.0mm x 86.0mm	86.0mm x 86.0mm	86.0mm x 86.0mm	86.0mm x 86.0mm	86.0mm x 86.0mm
Minimum Wall Box Depth:		25mm	25mm	25mm	35mm	35mm	35mm

Digital Television Sockets - on Transparent Plates - Screened Non-Isolated / DAB Compatible



PC DTRID B



PC DTVF W



PC DTVM B



PC DSAT W

Plate Finish	Insert Colour						
		Non-Isolated TV+FM+SAT Triplexer 1in/3out (DAB Compatible)	1 gang Non-Isolated TV (Female) (DAB Compatible)	1 gang Non-Isolated TV (Male) (DAB Compatible)	1 gang Non-Isolated Satellite (DAB Compatible)	Non-Isolated TV+FM+SAT1+SAT2 Quadplexer 2in/4out (DAB Compatible)	Non-Isolated TV+FM+SAT1+SAT2 Quadplexer 2in/4out +TVF+TCS (DAB Compatible)
Clear	Black	PC DTRID B	PC DTVF B	PC DTVM B	PC DSAT B	PC DENT B	PC DSAT+ B
Clear	White	PC DTRID W	PC DTVF W	PC DTVM W	PC DSAT W	PC DENT W	PC DSAT+ W
Nominal Size:		86.0mm x 86.0mm	86.0mm x 86.0mm	86.0mm x 86.0mm	86.0mm x 86.0mm	86.0mm x 86.0mm	145.0mm x 86.0mm
Minimum Wall Box Depth:		35mm	35mm	35mm	35mm	35mm	35mm

Insert Surround Colour Key: (-B) Black, (-W) White

Perception CFX

Telephone and Data Outlets - on Transparent Plates



PC TCS W









PC 2J12 W



PC J45 B



PC 2J45 W

Plate Finish	Insert Colour	 1 gang Telephone Master	 1 gang Telephone Slave	 1 gang RJ12 Outlet - Unshielded	 2 gang RJ12 Outlet - Unshielded	 1 gang RJ45 CAT 5E Outlet - Unshielded	 2 gang RJ45 CAT 5E Outlet - Unshielded
Clear	Black	PC TCM B	PC TCS B	PC J12 B	PC 2J12 B	PC J45 B	PC 2J45 B
Clear	White	PC TCM W	PC TCS W	PC J12 W	PC 2J12 W	PC J45 W	PC 2J45 W
Nominal Size:		86.0mm x 86.0mm	86.0mm x 86.0mm	86.0mm x 86.0mm	86.0mm x 86.0mm	86.0mm x 86.0mm	86.0mm x 86.0mm
Minimum Wall Box Depth:		25mm	25mm	35mm	35mm	35mm	35mm




Insert Surround Colour Key: (-B) Black, (-W) White

Perception CFX

Double Pole Switches - on Transparent Plates





PCDPN SC-W

Plate Colour	Insert Finish/ Surround Colour	 1 gang 20AX Double Pole Rocker + Neon	 1 gang 45A Double Pole Red Rocker + Neon	 45A Double Pole Red Rocker + Neon + 13A Switched Socket
Clear	Antique Brass/Black	PCDPN AB-B	-	PC45SS1 AB-B
Clear	Bright Chrome/Black	PCDPN BC-B	-	PC45SS1 BC-B
Clear	Bright Chrome/White	PCDPN BC-W	-	PC45SS1 BC-W
Clear	Black Nickel/Black	PCDPN BK-B	-	PC45SS1 BK-B
Clear	Black/Black	PCDPN BL-B	PC45N B	PC45SS1 BL-B
Clear	Polished Brass/Black	PCDPN PB-B	-	PC45SS1 PB-B
Clear	Polished Brass/White	PCDPN PB-W	-	PC45SS1 PB-W
Clear	Satin Brass/Black	PCDPN SB-B	-	PC45SS1 SB-B
Clear	Satin Brass/White	PCDPN SB-W	-	PC45SS1 SB-W
Clear	Satin Chrome/Black	PCDPN SC-B	-	PC45SS1 SC-B
Clear	Satin Chrome/White	PCDPN SC-W	-	PC45SS1 SC-W
Clear	White/White	PCDPN WH-W	PC45N W	PC45SS1 WH-W
Nominal Size:		86.0mm x 86.0mm	86.0mm x 86.0mm	145.0mm x 86.0mm
Minimum Wall Box Depth:		25mm	35mm	35mm

Connection Units - on Transparent Plates



PCSPN BC-B

Insert Finish/ Surround Colour	 1 gang 13A Double Pole Fused Spur + Neon	 1 gang 13A Fuse with Red Neon Halo
Antique Brass/Black	PCSPN AB-B	-
Antique Brass/Red	-	PCFN AB-R
Bright Chrome/Black	PCSPN BC-B	-
Bright Chrome/Red	-	PCFN BC-R
Bright Chrome/White	PCSPN BC-W	-
Black Nickel/Black	PCSPN BK-B	-
Black Nickel/Red	-	PCFN BK-R
Black/Black	PCSPN BL-B	-
Black/Red	-	PCFN BL-R
Polished Brass/Black	PCSPN PB-B	-
Polished Brass/Red	-	PCFN PB-R
Polished Brass/White	PCSPN PB-W	-
Satin Brass/Black	PCSPN SB-B	-
Satin Brass/Red	-	PCFN SB-R
Satin Brass/White	PCSPN SB-W	-
Satin Chrome/Black	PCSPN SC-B	-
Satin Chrome/Red	-	PCFN SC-R
Satin Chrome/White	PCSPN SC-W	-
White/White	PCSPN WH-W	-
White/Red	-	PCFN WH-R
Nominal Size:		86.0mm x 86.0mm
Minimum Wall Box Depth:		35mm

Insert Surround Colour Key: (-B) Black, (-W) White

Perception CFX

250W 2-Way Dimmers



PC 1XLEDITB100 SC






PC 2XLEDITB100 BC







PC 3XLEDITB100 PB



PC 4XLEDITB100 SC

				
Plate Finish	1 gang 250W 2-Way Dimmer	1 gang 250W 2-Way Dimmer	1 gang 250W 2-Way Dimmer	1 gang 250W 2-Way Dimmer
Clear Antique Brass	PC 1XLEDITB250 AB	PC 2XLEDITB250 AB	PC 3XLEDITB250 AB	PC 4XLEDITB250 AB
Clear Bright Chrome	PC 1XLEDITB250 BC	PC 2XLEDITB250 BC	PC 3XLEDITB250 BC	PC 4XLEDITB250 BC
Clear Black Nickel	PC 1XLEDITB250 BK	PC 2XLEDITB250 BK	PC 3XLEDITB250 BK	PC 4XLEDITB250 BK
Clear Black	PC 1XLEDITB250 BL	PC 2XLEDITB250 BL	PC 3XLEDITB250 BL	PC 4XLEDITB250 BL
Clear Polished Brass	PC 1XLEDITB250 PB	PC 2XLEDITB250 PB	PC 3XLEDITB250 PB	PC 4XLEDITB250 PB
Clear Satin Brass	PC 1XLEDITB250 SB	PC 2XLEDITB250 SB	PC 3XLEDITB250 SB	PC 4XLEDITB250 SB
Clear Satin Chrome	PC 1XLEDITB250 SC	PC 2XLEDITB250 SC	PC 3XLEDITB250 SC	PC 4XLEDITB250 SC
Clear White	PC 1XLEDITB250 WH	PC 2XLEDITB250 WH	PC 3XLEDITB250 WH	PC 4XLEDITB250 WH
Nominal Size:	86.0mm x 86.0mm	86.0mm x 86.0mm	145.0mm x 86.0mm	145.0mm x 86.0mm
Minimum Wall Box Depth:	35mm	35mm	35mm	35mm

LED Trailing/Leading Edge Push On/Off Rotary 2 Way Switching Dimmers - on Transparent Plates

				
Plate Finish	1 gang 100W LED Trailing/Leading Edge Push On/Off Rotary 2 Way Switching Dimmer	2 gang 100W LED Trailing/Leading Edge Push On/Off Rotary 2 Way Switching Dimmer	3 gang 100W LED Trailing/Leading Edge Push On/Off Rotary 2 Way Switching Dimmer	4 gang 100W LED Trailing/Leading Edge Push On/Off Rotary 2 Way Switching Dimmer
Clear Antique Brass	PC 1XLEDITB100 AB	PC 2XLEDITB100 AB	PC 3XLEDITB100 AB	PC 4XLEDITB100 AB
Clear Bright Chrome	PC 1XLEDITB100 BC	PC 2XLEDITB100 BC	PC 3XLEDITB100 BC	PC 4XLEDITB100 BC
Clear Black Nickel	PC 1XLEDITB100 BK	PC 2XLEDITB100 BK	PC 3XLEDITB100 BK	PC 4XLEDITB100 BK
Clear Black	PC 1XLEDITB100 BL	PC 2XLEDITB100 BL	PC 3XLEDITB100 BL	PC 4XLEDITB100 BL
Clear Polished Brass	PC 1XLEDITB100 PB	PC 2XLEDITB100 PB	PC 3XLEDITB100 PB	PC 4XLEDITB100 PB
Clear Satin Brass	PC 1XLEDITB100 SB	PC 2XLEDITB100 SB	PC 3XLEDITB100 SB	PC 4XLEDITB100 SB
Clear Satin Chrome	PC 1XLEDITB100 SC	PC 2XLEDITB100 SC	PC 3XLEDITB100 SC	PC 4XLEDITB100 SC
Clear White	PC 1XLEDITB100 WH	PC 2XLEDITB100 WH	PC 3XLEDITB100 WH	PC 4XLEDITB100 WH
Nominal Size:	86.0mm x 86.0mm	86.0mm x 86.0mm	145.0mm x 86.0mm	145.0mm x 86.0mm
Minimum Wall Box Depth:	35mm	35mm	35mm	35mm

NOTE: Tungsten filament GU10 lamps must be branded and with a fused base.
 NOTE: Please refer to the Dimmer Technical Section for the max Wattage.
 NOTE: Please contact our Technical Department for compatibility.

Perception CFX





Resistive Leading Edge Push On/Off Rotary 2 Way Switching Dimmers - on Transparent Plates




PC 1X40 BL



PC 2X40 BC

Plate Finish	Insert Finish	 1 gang 400W Resistive Leading Edge Push On/Off Rotary 2 Way Switching Dimmer	 2 gang 400W Resistive Leading Edge Push On/Off Rotary 2 Way Switching Dimmer Max 300W per gang	 3 gang 400W Resistive Leading Edge Push On/Off Rotary 2 Way Switching Dimmer Max 300W per gang	 4 gang 400W Resistive Leading Edge Push On/Off Rotary 2 Way Switching Dimmer Max 300W per gang
Clear	Antique Brass	PC 1X40 AB	PC 2X40 AB	PC 3X40 AB	PC 4X40 AB
Clear	Bright Chrome	PC 1X40 BC	PC 2X40 BC	PC 3X40 BC	PC 4X40 BC
Clear	Black Nickel	PC 1X40 BK	PC 2X40 BK	PC 3X40 BK	PC 4X40 BK
Clear	Black	PC 1X40 BL	PC 2X40 BL	PC 3X40 BL	PC 4X40 BL
Clear	Polished Brass	PC 1X40 PB	PC 2X40 PB	PC 3X40 PB	PC 4X40 PB
Clear	Satin Brass	PC 1X40 SB	PC 2X40 SB	PC 3X40 SB	PC 4X40 SB
Clear	Satin Chrome	PC 1X40 SC	PC 2X40 SC	PC 3X40 SC	PC 4X40 SC
Clear	White	PC 1X40 WH	PC 2X40 WH	PC 3X40 WH	PC 4X40 WH
Nominal Size:		86.0mm x 86.0mm	86.0mm x 86.0mm	145.0mm x 86.0mm	145.0mm x 86.0mm
Minimum Wall Box Depth:		35mm	35mm	35mm	35mm

Inductive Leading Edge Push On/Off Rotary 2 Way Switching Dimmers - on Transparent Plates

Plate Finish	Insert Finish	 1 gang 200VA Inductive Leading Edge Push On/Off Rotary 2 Way Switching Dimmer
Clear	Antique Brass	PC 1X2V AB
Clear	Bright Chrome	PC 1X2V BC
Clear	Black Nickel	PC 1X2V BK
Clear	Black	PC 1X2V BL
Clear	Polished Brass	PC 1X2V PB
Clear	Satin Brass	PC 1X2V SB
Clear	Satin Chrome	PC 1X2V SC
Clear	White	PC 1X2V WH
Nominal Size:		86.0mm x 86.0mm
Minimum Wall Box Depth:		35mm

NOTE: Tungsten filament GU10 lamps must be branded and with a fused base
 NOTE: When using mains voltage halogen lamps – dimmers should be re-rated by 25%
 NOTE: When dimming LED lamps de-rate by 75% - please contact our Technical Department for compatibility.
 NOTE: Please refer to the Dimmer Technical Section for the max wattage

Perception CFX

Resistive/Inductive Trailing Edge Push On/Off Rotary Multi-Way Dimmers - on Transparent Plates



PC 1XTE SC



PC 2XTE SB



PC 3XTE AB




PC 4XTE BC



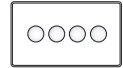
1 gang 250W/210VA
Resistive/Inductive Trailing
Edge Push On/Off Rotary
Multi-Way Dimmer



2 gang 250W/210VA
Resistive/Inductive Trailing
Edge Push On/Off Rotary
Multi-Way Dimmer



3 gang 250W/210VA
Resistive/Inductive Trailing
Edge Push On/Off Rotary
Multi-Way Dimmer



4 gang 250W/210VA
Resistive/Inductive Trailing
Edge Push On/Off Rotary
Multi-Way Dimmer

Plate Finish	Insert Finish	PC 1XTE AB	PC 1XTE BC	PC 2XTE AB	PC 2XTE BC	PC 3XTE AB	PC 3XTE BC	PC 4XTE AB	PC 4XTE BC
Clear	Antique Brass	PC 1XTE AB	PC 1XTE BC	PC 2XTE AB	PC 2XTE BC	PC 3XTE AB	PC 3XTE BC	PC 4XTE AB	PC 4XTE BC
Clear	Bright Chrome	PC 1XTE AB	PC 1XTE BC	PC 2XTE AB	PC 2XTE BC	PC 3XTE AB	PC 3XTE BC	PC 4XTE AB	PC 4XTE BC
Clear	Black Nickel	PC 1XTE BK	PC 1XTE BK	PC 2XTE BK	PC 2XTE BK	PC 3XTE BK	PC 3XTE BK	PC 4XTE BK	PC 4XTE BK
Clear	Black	PC 1XTE BL	PC 1XTE BL	PC 2XTE BL	PC 2XTE BL	PC 3XTE BL	PC 3XTE BL	PC 4XTE BL	PC 4XTE BL
Clear	Polished Brass	PC 1XTE PB	PC 1XTE PB	PC 2XTE PB	PC 2XTE PB	PC 3XTE PB	PC 3XTE PB	PC 4XTE PB	PC 4XTE PB
Clear	Satin Brass	PC 1XTE SB	PC 1XTE SB	PC 2XTE SB	PC 2XTE SB	PC 3XTE SB	PC 3XTE SB	PC 4XTE SB	PC 4XTE SB
Clear	Satin Chrome	PC 1XTE SC	PC 1XTE SC	PC 2XTE SC	PC 2XTE SC	PC 3XTE SC	PC 3XTE SC	PC 4XTE SC	PC 4XTE SC
Clear	White	PC 1XTE WH	PC 1XTE WH	PC 2XTE WH	PC 2XTE WH	PC 3XTE WH	PC 3XTE WH	PC 4XTE WH	PC 4XTE WH
Nominal Size:		86.0mm x 86.0mm	86.0mm x 86.0mm	86.0mm x 86.0mm	86.0mm x 86.0mm	145.0mm x 86.0mm	145.0mm x 86.0mm	145.0mm x 86.0mm	145.0mm x 86.0mm
Minimum Wall Box Depth:		35mm	35mm	35mm	35mm	35mm	35mm	35mm	35mm

NOTE: Tungsten filament GU10 lamps must be branded and with a fused base
 NOTE: When using mains voltage halogen lamps – dimmers should be re-rated by 25%
 NOTE: When dimming LED lamps de-rate by 75% - please contact our Technical Department for compatibility.
 NOTE: Please refer to the Dimmer Technical Section for the max wattage

Perception CFX





Resistive/Inductive Trailing Edge Touch Master Multi-Way Dimmers - on Transparent Plates



PC 1XTM SC-W



PC 2XTM SC-W

Plate Finish	Insert Finish/ Surround Colour				
		1 gang 250W/210VA Resistive/Inductive Trailing Edge Touch Master Multi-Way Dimmer	2 gang 250W/210VA Resistive/Inductive Trailing Edge Touch Master Multi-Way Dimmer	3 gang 250W/210VA Resistive/Inductive Trailing Edge Touch Master Multi-Way Dimmer	4 gang 250W/210VA Resistive/Inductive Trailing Edge Touch Master Multi-Way Dimmer
Clear	Antique Brass/Black	PC 1XTM AB-B	PC 2XTM AB-B	PC 3XTM AB-B	PC 4XTM AB-B
Clear	Bright Chrome/Black	PC 1XTM BC-B	PC 2XTM BC-B	PC 3XTM BC-B	PC 4XTM BC-B
Clear	Bright Chrome/White	PC 1XTM BC-W	PC 2XTM BC-W	PC 3XTM BC-W	PC 4XTM BC-W
Clear	Black Nickel/Black	PC 1XTM BK-B	PC 2XTM BK-B	PC 3XTM BK-B	PC 4XTM BK-B
Clear	Black/Black	-	-	-	-
Clear	Polished Brass/Black	PC 1XTM PB-B	PC 2XTM PB-B	PC 3XTM PB-B	PC 4XTM PB-B
Clear	Polished Brass/White	PC 1XTM PB-W	PC 2XTM PB-W	PC 3XTM PB-W	PC 4XTM PB-W
Clear	Satin Brass/Black	PC 1XTM SB-B	PC 2XTM SB-B	PC 3XTM SB-B	PC 4XTM SB-B
Clear	Satin Brass/White	PC 1XTM SB-W	PC 2XTM SB-W	PC 3XTM SB-W	PC 4XTM SB-W
Clear	Satin Chrome/Black	PC 1XTM SC-B	PC 2XTM SC-B	PC 3XTM SC-B	PC 4XTM SC-B
Clear	Satin Chrome/White	PC 1XTM SC-W	PC 2XTM SC-W	PC 3XTM SC-W	PC 4XTM SC-W
Clear	White/White	-	-	-	-
Nominal Size:		86.0mm x 86.0mm	86.0mm x 86.0mm	145.0mm x 86.0mm	145.0mm x 86.0mm
Minimum Wall Box Depth:		35mm	35mm	35mm	35mm

NOTE: Tungsten filament GU10 lamps must be branded and with a fused base

NOTE: When using mains voltage halogen lamps – dimmers should be re-rated by 25%

NOTE: When dimming LED lamps de-rate by 75% - please contact our Technical Department for compatibility.

NOTE: Please refer to the Dimmer Technical Section for the max wattage

Insert Surround Colour Key: (-B) Black, (-W) White

Perception CFX

Multi-Way Touch Slave Controllers - on Transparent Plates



PC 1XTS AB-B







PC 2XTS SC-B



PC 3XTS AB-B



PC 4XTS SB-B

Plate Finish	Insert Finish/ Surround Colour	 1 gang Multi-Way Touch Slave Controller	 2 gang Multi-Way Touch Slave Controller	 3 gang Multi-Way Touch Slave Controller	 4 gang Multi-Way Touch Slave Controller
Clear	Antique Brass/Black	PC 1XTS AB-B	PC 2XTS AB-B	PC 3XTS AB-B	PC 4XTS AB-B
Clear	Bright Chrome/Black	PC 1XTS BC-B	PC 2XTS BC-B	PC 3XTS BC-B	PC 4XTS BC-B
Clear	Bright Chrome/White	PC 1XTS BC-W	PC 2XTS BC-W	PC 3XTS BC-W	PC 4XTS BC-W
Clear	Black Nickel/Black	PC 1XTS BK-B	PC 2XTS BK-B	PC 3XTS BK-B	PC 4XTS BK-B
Clear	Black/Black	-	-	-	-
Clear	Polished Brass/Black	PC 1XTS PB-B	PC 2XTS PB-B	PC 3XTS PB-B	PC 4XTS PB-B
Clear	Polished Brass/White	PC 1XTS PB-W	PC 2XTS PB-W	PC 3XTS PB-W	PC 4XTS PB-W
Clear	Satin Brass/Black	PC 1XTS SB-B	PC 2XTS SB-B	PC 3XTS SB-B	PC 4XTS SB-B
Clear	Satin Brass/White	PC 1XTS SB-W	PC 2XTS SB-W	PC 3XTS SB-W	PC 4XTS SB-W
Clear	Satin Chrome/Black	PC 1XTS SC-B	PC 2XTS SC-B	PC 3XTS SC-B	PC 4XTS SC-B
Clear	Satin Chrome/White	PC 1XTS SC-W	PC 2XTS SC-W	PC 3XTS SC-W	PC 4XTS SC-W
Clear	White/White	-	-	-	-
	Nominal Size:	86.0mm x 86.0mm	86.0mm x 86.0mm	145.0mm x 86.0mm	145.0mm x 86.0mm
	Minimum Wall Box Depth:	35mm	35mm	35mm	35mm

NOTE: To only be used with Touch Masters

Insert Surround Colour Key: (-B) Black, (-W) White

Perception CFX

Blank Plates on Transparent Plates



PCBPS

Plate Finish	Single Blank Plate	Double Blank Plate
Clear	PCBPS	PCBPD
Nominal Size:	86.0mm x 86.0mm	145.0mm x 86.0mm
Minimum Wall Box Depth:	Any Box	Any Box

GRID-IT GridFix Apertured Plates complete with Fixing Grid - on Transparent Plates



PC1GP



PC2GP



PC4GP

Plate Finish	1 Gang Grid Fix Aperture Plate with Grid	2 Gang Grid Fix Aperture Plate with Grid	3 Gang Grid Fix Aperture Plate with Grid	4 Gang Grid Fix Aperture Plate with Grid
Clear	PC1GP	PC2GP	PC3GP	PC4GP
Nominal Size:	86.0mm x 86.0mm As Per Insert	86.0mm x 86.0mm As Per Insert	86.0mm x 86.0mm As Per Insert	86.0mm x 86.0mm As Per Insert
Minimum Wall Box Depth:				

Note: Minimum Wall Box depth is dependant on the Grid Fix insert fitted, please see the GRID-IT section for the complete range of inserts.

EuroFix Apertured Plates complete with Fixing Grid - on Transparent Plates



PCEURO2



1 Module EuroFix
25x50mm Apertured
Plate with Grid



2 Module EuroFix
50x50mm Apertured
Plate with Grid



3 Module EuroFix
75x50mm Apertured
Plate with Grid



4 Module EuroFix
100x50mm Apertured
Plate with Grid

Plate Finish	1 Module EuroFix 25x50mm Apertured Plate with Grid	2 Module EuroFix 50x50mm Apertured Plate with Grid	3 Module EuroFix 75x50mm Apertured Plate with Grid	4 Module EuroFix 100x50mm Apertured Plate with Grid
Clear	PCEURO1	PCEURO2	PCEURO3	PCEURO4
Nominal Size:	86.0mm x 86.0mm	86.0mm x 86.0mm	146.0mm x 86.0mm	146.0mm x 86.0mm
Aperture:	25x50mm	50x50mm	75x50mm	100x50mm
Minimum Wall Box Depth:	As Per Insert	As Per Insert	As Per Insert	As Per Insert

Note: Minimum Wall Box depth is dependant on the EuroFix insert fitted, please see the EuroFix section for our complete range of inserts.