

**John Newton & Co Ltd**  
**t/a Newton Waterproofing Systems**

Newton House  
17 – 20 Sovereign Way  
Tonbridge  
Kent TN9 1RH

Tel: 01732 360095 Fax: 017323 59033  
e-mail: tech@newtonwaterproofing.co.uk  
website: www.newtonwaterproofing.co.uk



**Agrément Certificate**

**18/5497**

Product Sheet 2

**NEWTONITE DAMP-PROOFING SYSTEM**

**NEWTON 804-DPC-DAMP-PROOFING CREAM**

This Agrément Certificate Product Sheet<sup>(1)</sup> relates to Newton 804-DPC-Damp-Proofing Cream, a concentrated silane/siloxane emulsion cream for insertion into mortar courses to form a remedial damp-proof course (dpc) in existing walls and the associated replastering.

(1) Hereinafter referred to as 'Certificate'.

**CERTIFICATION INCLUDES:**

- factors relating to compliance with Building Regulations where applicable
- factors relating to additional non-regulatory information where applicable
- independently verified technical specification
- assessment criteria and technical investigations
- design considerations
- installation guidance
- regular surveillance of production
- formal three-yearly review.

**KEY FACTORS ASSESSED**

**Effectiveness against rising damp** — when injected into suitable substrates in accordance with BS 6576 : 2005, the product forms an effective barrier against rising damp in existing walls (see section 6).

**Drying time** — after treatment, a 230 mm solid brick wall previously affected by rising damp should normally dry out in 6 to 12 months (see section 7).

**Durability** — the product will remain effective against rising damp for at least 20 years (see section 9).



The BBA has awarded this Certificate to the company named above for the product described herein. This product has been assessed by the BBA as being fit for its intended use provided it is installed, used and maintained as set out in this Certificate.

On behalf of the British Board of Agrément

Date of First issue: 26 March 2018

John Albon – Head of Approvals  
Construction Products

Claire Curtis-Thomas  
Chief Executive

*The BBA is a UKAS accredited certification body – Number 113.*

*The schedule of the current scope of accreditation for product certification is available in pdf format via the UKAS link on the BBA website at www.bbacerts.co.uk  
Readers are advised to check the validity and latest issue number of this Agrément Certificate by either referring to the BBA website or contacting the BBA direct.*

**British Board of Agrément**

Bucknalls Lane  
Watford  
Herts WD25 9BA

©2018

tel: 01923 665300  
clientservices@bbacerts.co.uk  
www.bbacerts.co.uk



### The Building Regulations 2010 (England and Wales) (as amended)

In the opinion of the BBA, the use of Newton 804-DPC-Damp-Proofing Cream in an existing building is not subject to these Regulations, but action to satisfy Requirement C2(a) and Regulation 7 may be necessary for a 'Material change of use' as defined in Regulation 5(a) (the presence of a UK map indicates that the subject is related to the Building Regulations in the region or regions of the UK depicted):

**Requirement: C2(a) Resistance to moisture**  
 Comment: The product adequately resists the passage of moisture. See section 6 of this Certificate.

**Regulation: 7 Materials and workmanship**  
 Comment: The product is acceptable. See section 9 and the *Installation* part of this Certificate.



### The Building (Scotland) Regulations 2004 (as amended)

In the opinion of the BBA, the use of Newton 804-DPC-Damp-Proofing Cream in an existing building is not controlled by these Regulations, but action to satisfy the Regulation and related Mandatory Standards below may be necessary for a 'Conversion' as defined in Regulation 4 of these Regulations (the presence of a UK map indicates that the subject is related to the Building Regulations in the region or regions of the UK depicted):

**Regulation: 8(1) Durability, workmanship and fitness of materials**  
 Comment: The product can contribute to a construction satisfying this Regulation. See section 9 and the *Installation* part of this Certificate.

**Regulation: 9 Building standards applicable to construction**  
 Standard: 3.3 Flooding and ground water  
 Standard: 3.4 Moisture from the ground  
 Comment: The product adequately resists the passage of moisture and can contribute to satisfying these Standards with reference to clauses 3.3.1<sup>(1)(2)</sup>, 3.4.1<sup>(1)(2)</sup> and 3.4.5<sup>(1)(2)</sup>. See section 6 of this Certificate.

Standard: 7.1(a)(b) Statement of sustainability  
 Comment: The product can contribute to meeting the relevant requirements of Regulation 9, Standards 1 to 6 and therefore will contribute to a construction meeting a bronze level of sustainability as defined in this Standard.

**Regulation: 12 Building standards applicable to conversions**  
 Comment: All comments given for the product under Regulation 9, Standards 1 to 6 also apply to this Regulation, with reference to clause 0.12.1<sup>(1)(2)</sup> and Schedule 6<sup>(1)(2)</sup>.

(1) Technical Handbook (Domestic).

(2) Technical Handbook (Non-Domestic).



### The Building Regulations (Northern Ireland) 2012 (as amended)

In the opinion of the BBA, the use of Newton 804-DPC-Damp-Proofing Cream in an existing building is not controlled by these Regulations, but action to satisfy Regulations 23 and 28 may be necessary for a 'Material change of use' under Regulation 8 (the presence of a UK map indicates that the subject is related to the Building Regulations in the region or regions of the UK depicted):

**Regulation: 23(a)(b)(i) Fitness of materials and workmanship**  
 Comment: The product is acceptable. See section 9 and the *Installation* part of this Certificate.

**Regulation: 28(a) Resistance to moisture and weather**  
 Comment: The product adequately resists the passage of moisture. See section 6 of this Certificate.

# Construction (Design and Management) Regulations 2015

## Construction (Design and Management) Regulations (Northern Ireland) 2016

Information in this Certificate may assist the client, designer (including Principal Designer) and contractor (including Principal Contractor) to address their obligations under these Regulations.

See section: *3 Delivery and site handling (3.1 and 3.3) of this Certificate.*

---

### Additional Information

#### NHBC Standards 2018

In the opinion of the BBA, Newton 804-DPC-Damp-Proofing Cream, if installed, used and maintained in accordance with this Certificate can satisfy or contribute to satisfying the relevant requirements in relation to *NHBC Standards*, Chapter 5.1 *Substructure and ground bearing floors*.

### Technical Specification

#### 1 Description

1.1 Newton 804-DPC-Damp-Proofing Cream is a concentrated silane/siloxane emulsion cream.

1.2 The installation process involves delivering a set amount of Newton 804-DPC-Damp-Proofing Cream via the applicator gun into a series of holes drilled into the mortar course and the subsequent replastering.

#### 2 Manufacture

2.1 The product is manufactured by a controlled batch-blending process.

2.2 As part of the assessment and ongoing surveillance of product quality, the BBA has:

- agreed with the manufacturer the quality control procedures and product testing to be undertaken
- assessed and agreed the quality control operated over batches of incoming materials
- monitored the production process and verified that it is in accordance with the documented process
- evaluated the process for management of nonconformities
- checked that equipment has been properly tested and calibrated
- undertaken to carry out the above measures on a regular basis through a surveillance process, to verify that the specifications and quality control operated by the manufacturer are being maintained.

#### 3 Delivery and site handling

3.1 The product is supplied in 310 ml plastic cartridges, 600 ml foil cartridges for insertion into the Newton 804-DPC-Damp-Proofing Cream applicator gun, and 5 litre packs. Packaging bears the trade name and product description, company contact details and the BBA logo incorporating the number of this Certificate.

3.2 The product should be stored in a cool, dry place and protected from frost.

3.3 The Certificate holder has taken the responsibility of classifying and labelling the product under the *CLP Regulation (EC) No 1272/2008 on the classification, labelling and packaging of substances and mixtures*. Users must refer to the relevant Safety Data Sheet(s).

### Assessment and Technical Investigations

The following is a summary of the assessment and technical investigations carried out on Newton 804-DPC-Damp-Proofing Cream.

## Design Considerations

### 4 Use

4.1 Newton 804-DPC-Damp-Proofing Cream is used in accordance with BS 6576 : 2005 and The Property Care Association *Code of Practice for Installation of Remedial Damp-proof Courses in Masonry Walls* in existing:

- solid walls of brickwork, blockwork or masonry
- conventional cavity walls
- walls of rubble-filled construction.

4.2 The product provides a barrier against rising damp where there is no dpc or where the existing dpc has failed.

4.3 Where existing plaster is contaminated by salts, replastering is necessary to retain the salts in the body of the wall and prevent damage to subsequent redecoration. This should be carried out in accordance with the Certificate holder's replastering specification (see section 12.4 and the Appendix).

4.4 Newton 804-DPC-Damp-Proofing Cream has no effect on expanded polystyrene or bitumen.

### 5 Practicability of installation

The product should be installed by contractors with experience in the treatment of rising damp using the methods described in this Certificate.

### 6 Effectiveness against rising damp



When installed in the substrates defined in section 4.1, in accordance with BS 6576 : 2005, the product forms an effective barrier against rising damp.

### 7 Drying time

After treatment, a 230 mm thick solid brick wall previously affected by rising damp should normally dry out in 6 to 12 months, provided normal heating is used during the winter months. A thicker wall may take longer. Where hygroscopic salts are present the wall may not dry completely, but the replastering system will prevent damage to internal decorations.

### 8 Maintenance

As the product is confined within the wall and has suitable durability (see section 9), maintenance is not required.

### 9 Durability



The product is expected to remain effective for at least 20 years.

## Installation

### 10 General

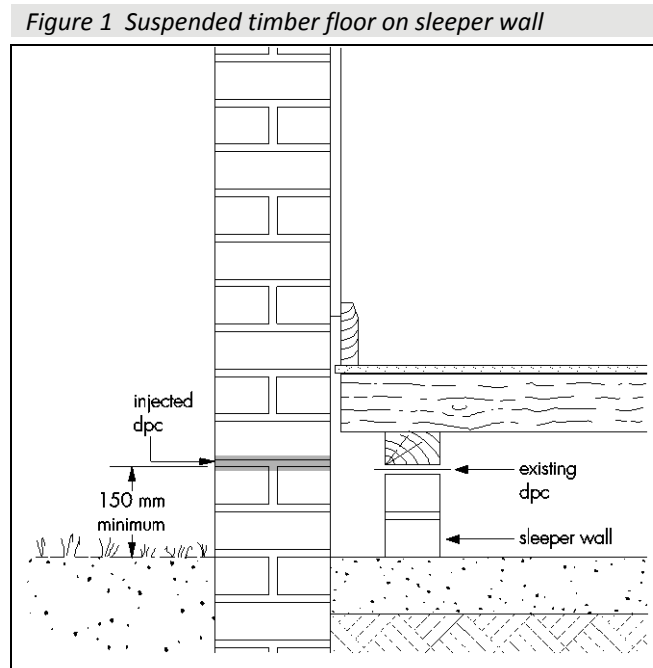
10.1 Installation of Newton 804-DPC-Damp-Proofing Cream is by applicator gun and must be carried out by the Certificate holder's approved installers in accordance with BS 6576 : 2005 and the requirements of The Property Care Association *Code of Practice for Installation of Remedial Damp-proof Courses in Masonry Walls*.

10.2 The original survey may have identified other possible causes of dampness, and measures to rectify these must be taken as necessary.

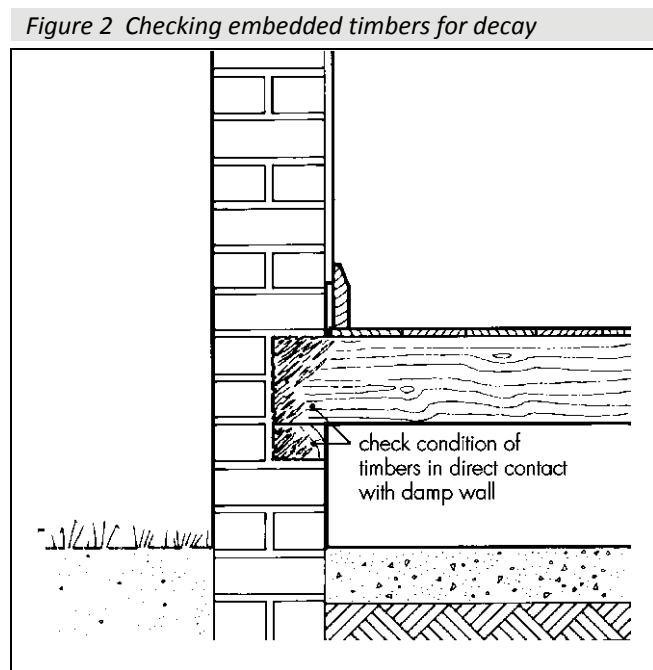
10.3 To avoid split responsibility, any replastering carried out should be conducted by the installer or its approved agent.

## 11 Timber floor — inspection, preparation and repair

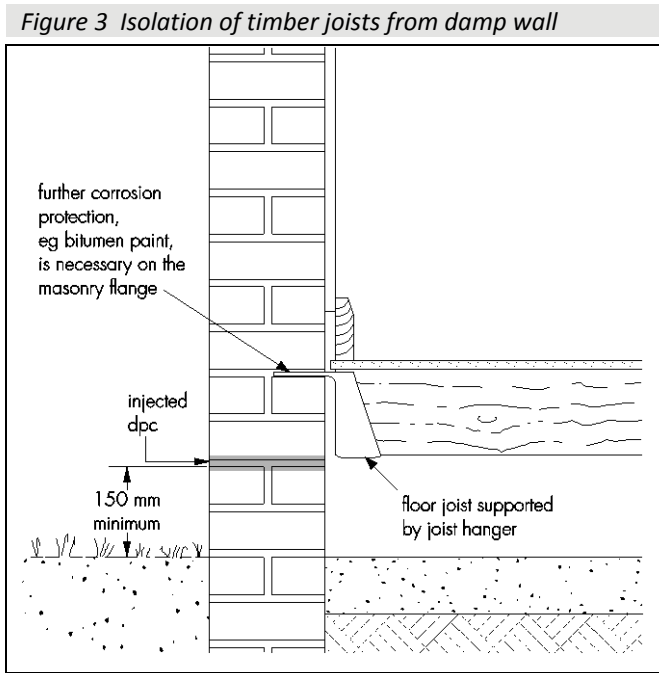
11.1 Where a suspended timber floor is independently supported on sleeper walls, with an effective dpc and showing no signs of dampness, these need not be treated (see Figure 1).



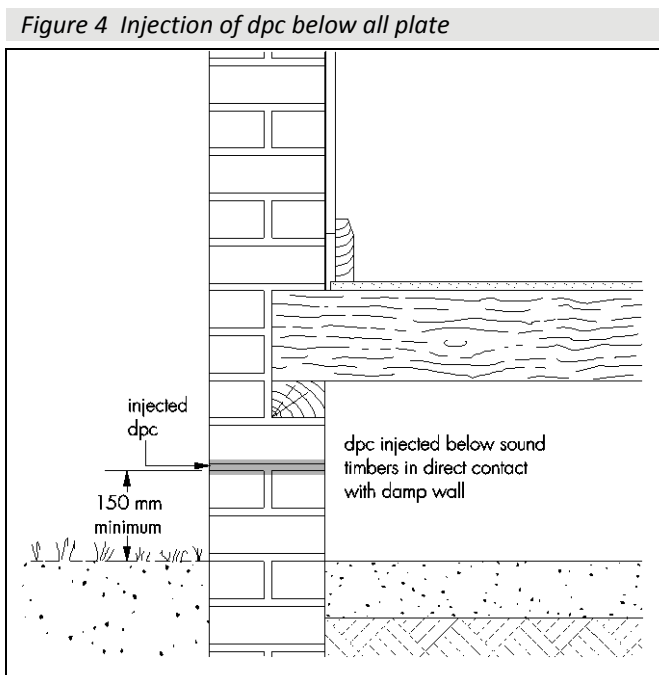
11.2 Where a suspended timber floor is supported on joists and/or a wall plate bearing on, or embedded in, the wall, there is a possibility of decay, particularly where concealed timbers are in contact with the damp wall. The condition of these timbers should be ascertained and remedial action taken if necessary (see Figure 2).



11.3 If damage is limited to the joist ends, the floors may be re-formed, using sleeper walls or joist-hangers, to isolate the timbers from the damp wall (see Figure 3).



11.4 If the timbers are sound, the existing floor may be retained provided the injected dpc is formed below the timber joists and/or wall plate (see Figure 4).



## 12 Preparation

12.1 The course to be injected is chosen so that the position of the horizontal dpc complies, as far as is practicable, with the recommendations of BS 6576 : 2005, clause 8.3 (see section 11.4 of this Certificate).

12.2 Internal walls on solid floors are treated as close to the floor as possible.

12.3 Complementary vertical dpc's are positioned, where necessary, to isolate treated walls from the effects of rising damp in adjoining walls or to maintain continuity between horizontal dpc's at different levels.

12.4 Internal skirting and flooring are removed, as necessary, to expose the area for treatment. Externally, the proposed dpc line is exposed, where necessary, by removing any facing material. Internal plastering affected by hygroscopic salts is removed from the area to be treated to a height of at least 300 mm above the maximum level of the rising damp (subject to a 1 m minimum height). Where the plaster appears to be in sound condition, the extent of plaster to be removed may be minimised by delaying the removal of contaminated plaster until the drying period is complete, at which point the plaster contaminated by hygroscopic salts should be removed and replaced with plaster to one of the Certificate holder's replastering specification (see the Appendix).

12.5 It should be noted that, where the plaster is contaminated and left to dry out for an extended period rather than being replaced at the time of the dpc installation, there is a risk of damage to future decorations.

## 13 Procedure

13.1 Holes 12 mm in diameter are drilled horizontally at the base of perpend and at maximum intervals of 120 mm along the selected mortar course.

13.2 Solid walls of brick or stone should be drilled from one side to within 20 mm of the opposite face. Where this is not possible, advice should be sought from the Certificate holder.

13.3 For preference, cavity walls should be treated from both sides but, if the thickness of the individual leaves permits, may be treated from one side. When undertaking treatment from one side, the drill must pass completely through the selected mortar course, then across the cavity and to a depth of 90 mm in the other leaf. The cavity must be clear before treatment. When treating cavity walls from one side it is essential that the holes in each leaf are filled.

13.4 If possible, in random stone and rubble infill walls, the mortar course should be followed at the appropriate selected level, or drillings may be made into porous stone. Where the variable thickness of stone walls and the possibility of rubble infill dropping and blocking injection holes causes difficulties, it may be necessary to drill to 50% of the wall thickness, from both sides at a corresponding height. Alternatively, additional holes should be drilled adjacent to obstructed holes to ensure that an adequate volume of Newton 804-DPC-Damp-Proofing Cream is introduced to the wall.

13.5 The injection process consists of loading the Newton 804-DPC-Damp-Proofing Cream cartridge into the applicator gun and inserting the gun delivery tube into the full length of the predrilled hole. Each hole is backfilled fully with Newton 804-DPC-Damp-Proofing Cream to within 10 mm of the surface, by slowly squeezing the gun trigger whilst withdrawing the delivery tube.

13.6 Particular care is taken to avoid bridging the dpc, either internally or externally. Where external rendering has been removed, it is restored, ending in a bell casting above the injected dpc.

13.7 Holes in the external wall surfaces are plugged with sand/cement mortar coloured to match the existing wall surface.

13.8 Where existing plaster has been removed at the same time as the installation of the remedial dpc, the treated walls should be left for as long as possible (traditionally at least 14 days) to allow initial drying out. Internal plastering is applied in accordance with the Certificate holder's replastering specification (see the Appendix).

## Technical Investigations

### 14 Tests

Tests were carried out by the BBA to determine:

- effectiveness against rising damp
- total and active solids content
- specific gravity
- flashpoint.

## 15 Investigations

15.1 The manufacturing process was evaluated, including the methods adopted for quality control, and details were obtained of the quality and composition of the materials used.

15.2 An examination was made of existing data on the effectiveness of silicone-based products as a chemical dpc.

15.3 An examination was made of data on the effectiveness and durability of similar materials used as external surface water repellents, and an assessment was made of the durability of the injection system.

15.4 A visit was made to a site in progress to assess the practicability of installation.

15.5 An assessment was made of the materials available for replastering.

## Bibliography

BS 6576 : 2005 + A1 : 2012 *Code of practice for diagnosis of rising damp in walls of buildings and installation of chemical damp-proof courses*

BS 8000-0 : 2014 *Workmanship on construction sites — Introduction and general principles*

BS 8481 : 2006 *Design, preparation and application of internal gypsum, cement, cement and lime plastering systems — Specification*

BS EN 13139 : 2002 *Aggregates for mortar*

BS EN 13914-2 : 2016 *Design, preparation and application of external rendering and internal plastering — Internal plastering*



### 16 Conditions

#### 16.1 This Certificate:

- relates only to the product/system that is named and described on the front page
- is issued only to the company, firm, organisation or person named on the front page – no other company, firm, organisation or person may hold claim that this Certificate has been issued to them
- is valid only within the UK
- has to be read, considered and used as a whole document – it may be misleading and will be incomplete to be selective
- is copyright of the BBA
- is subject to English Law.

16.2 Publications, documents, specifications, legislation, regulations, standards and the like referenced in this Certificate are those that were current and/or deemed relevant by the BBA at the date of issue or reissue of this Certificate.

16.3 This Certificate will remain valid for an unlimited period provided that the product/system and its manufacture and/or fabrication, including all related and relevant parts and processes thereof:

- are maintained at or above the levels which have been assessed and found to be satisfactory by the BBA
- continue to be checked as and when deemed appropriate by the BBA under arrangements that it will determine
- are reviewed by the BBA as and when it considers appropriate.

16.4 The BBA has used due skill, care and diligence in preparing this Certificate, but no warranty is provided.

16.5 In issuing this Certificate the BBA is not responsible and is excluded from any liability to any company, firm, organisation or person, for any matters arising directly or indirectly from:

- the presence or absence of any patent, intellectual property or similar rights subsisting in the product/system or any other product/system
- the right of the Certificate holder to manufacture, supply, install, maintain or market the product/system
- actual installations of the product/system, including their nature, design, methods, performance, workmanship and maintenance
- any works and constructions in which the product/system is installed, including their nature, design, methods, performance, workmanship and maintenance
- any loss or damage, including personal injury, howsoever caused by the product/system, including its manufacture, supply, installation, use, maintenance and removal
- any claims by the manufacturer relating to CE marking.

16.6 Any information relating to the manufacture, supply, installation, use, maintenance and removal of this product/system which is contained or referred to in this Certificate is the minimum required to be met when the product/system is manufactured, supplied, installed, used, maintained and removed. It does not purport in any way to restate the requirements of the Health and Safety at Work etc. Act 1974, or of any other statutory, common law or other duty which may exist at the date of issue or reissue of this Certificate; nor is conformity with such information to be taken as satisfying the requirements of the 1974 Act or of any statutory, common law or other duty of care.

## A1 Description

Newton 808-RA is a combined waterproofing, salt retardant and plasticiser additive for use in sand/cement replastering mixes applied after the removal of the existing contaminated plaster and insertion of a remedial dpc. Newton 503 Mesh and Newton 508 Mesh are meshed damp-proof membranes that can be applied and plastered/rendered after the removal of the existing contaminated plaster and insertion of a remedial dpc.

## A2 Delivery and site handling

A2.1 The packaging, shelf-life and storage requirements are given in Table A1.

*Table 1 Packaging arrangements, shelf-life and storage requirements*

Product	Packaging details	Shelf-life and storage requirements
Newton 808-RA	1, 4 and 25 litre containers	12 months when stored in a dry place, protectED from frost, high temperature and direct sunlight

A2.2 The product should not be swallowed or splashed into the eyes. If splashing occurs, eyes should be washed with copious quantities of clean water and medical attention sought.

A2.3 The product's packaging bears the BBA logo incorporating the number of this Certificate.

## A3 Design considerations

A3.1 Newton 808-RA is an additive for sand/cement mixes and is satisfactory for application to walls of all types of masonry where there has been rising damp and remedial dpc treatment has been conducted.

A3.2 The additive mixes are applied at a thickness of 12 mm using the normal procedures defined in BS 8481 : 2006 and BS EN 13914-2 : 2016, and finished using 3 mm Carlite finish, multifinish or similar.

A3.3 The plaster has good resistance to mechanical damage.

A3.4 Normal methods for fixing and chasing can be used, but the surface should be restored using Newton 808-RA sand/cement mix.

## A4 Installation

### General

A4.1 The standard of installation of the product should comply with BS 8000-0 : 2014.

A4.2 Where existing plaster has been removed at the same time as the installation of the remedial dpc, the treated walls should be left for as long as possible (traditionally at least 14 days) to allow initial drying out before replastering.

### Preparation

A4.3 Details such as timber skirting are removed.

A4.4 Mortar joints are raked out to a depth of 15 mm.

A4.5 Timber fixing grounds present in the masonry are removed.

A4.6 If the background offers little suction, a bonding aid may be applied to the surface and the wall replastered immediately.

A4.7 Where masonry is unstable, this must be made good prior to the application of the render. Where it is not possible to obtain a proper bond between the wall fabric and render, eg with cob walling, expanded metal lath must be fixed to the wall surface before application.

### **Mixing**

A4.8 The water must be clean and free from oil, dirt or other detrimental chemicals (water suitable for drinking should be used, if available).

### **First coat**

A4.9 A mix of three parts sand to one part cement using gauging water containing Newton 808-RA is prepared<sup>(1)</sup>. The sand should be specified as washed, sharp sand, loam-free, suitably graded for plastering to BS EN 13139 : 2002. The cement should be fresh and free flowing.

(1) Mix one part Newton 808-RA with 24 parts water — a minimum of water is used to ensure a dense coat. Not more than 8 litres should be used per 50 kg of dry mix.

A4.10 The mix is compacted into joints and rendered to give an overall thickness of 12 mm, without over-trowelling. When the cement obtains its first set, this surface is scratched to form a key.

### **Second coat**

A4.11 The mix, as for the first coat but with additive-free water, is applied to a thickness of 12 mm without over-trowelling, giving an overall thickness of 25 mm. This coat should be applied before the first coat has finally set, to obtain a satisfactory adhesion between the coats. The surface should be scratched to form a key for the finishing plaster.

### **Finish coat**

A4.12 This should be Carlite finish, multi-finish or similar, applied to a thickness of 3 mm. Other finishes are acceptable provided they are porous. The surface must not be polished.

### **Miscellaneous**

A4.13 To prevent any damp within a solid floor being transferred into the soft setting coat, renders and plasterwork extending behind the skirting should not make contact with the floor.

A4.14 Gypsum plaster or lightweight premix plasters must not be used to bond metal angle beads to corners.

A4.15 It should be noted that the walls will take a considerable time to dry out and it is possible that sufficient moisture would ingress into any new joinery to cause fungal decay. Therefore, where conventional timber skirting is to be fixed, this should be cut to size and fully worked, with a minimum of three brush coats of wood preservative applied.

A4.16 Skirting that has been removed but is still sound should have a minimum of three coats of a diluted HSE approved fungicide concentrate for timber and masonry applied to the unpainted surfaces. It is also recommended that the back and bottom of skirting are given two coats of a bituminous paint, or backed with joinery liner.

A4.17 Where practicable, all joinery should be fixed by the use of masonry nails. If not, inert fixing grounds (eg plastic) should preferably be used, but timber may be used provided it is cut to size and fully worked and immersed for a minimum of 24 hours in a diluted HSE approved fungicide concentrate for timber and masonry before being inserted into the damp masonry.

A4.18 It is important that the specification is strictly adhered to and not varied in any way. No other additives must be added to the mix, unless approved by the Certificate holder. Lightweight gypsum premix backing or bonding plasters (eg Carlite) must not be used.