



## Product Description

Acrigard FK is a highly attractive, decorative flooring system that is an extremely fast curing MMA acrylic resin binder, encapsulating an infinite variety of coloured 'flakes', ideally suited to high traffic retail locations. Having been designed for fast track installations the complete flooring system can be installed with minimal operational impact.

Acrigard FK is methylmethacrylate based with inert mineral fillers: It is hygienic, aesthetically pleasing in appearance and its long term durability provides an excellent choice for public locations. With a variety of primer, binders and seals within the range, Acrigard FK can be applied to a wide variety of substrates including concrete, wood, steel and tiled surfaces.

## Key Benefits

- Good wear and chemical resistance
- Attractive terrazzo type appearance
- Solvent free
- Easy to clean
- Fast curing and quick to apply
- Excellent range of standard colours
- Infinite variety of bespoke colours available
- Extremely high bond strength to concrete
- Optional finishes
- Excellent resistance to UV light

## Technical Data

John L. Lord & Son Ltd is an ISO 9001: 2008 accredited company and all products are manufactured strictly to ISO quality standards.

### Performance Data

Compressive Strength:	55 N/mm <sup>2</sup>
Flexural Strength:	30 N/mm <sup>2</sup>
Bond Strength:	Cohesive failure of the concrete @ 30 N/mm <sup>2</sup>
Water Permeability:	Nil

All figures are measured and expressed under laboratory conditions: Actual performance may vary from the above values depending upon site conditions.

## Physical Properties

Complies with FeRFA Type 5, System Make-Up:

Primer(s):	Acrigard 7112 @ 400g/m <sup>2</sup>
System:	1 coat Acrigard 7510 binder blended 1:2 with Acrigard SL filler; apply @ 3.5kg/m <sup>2</sup> 1 application Acrigard FK flakes @ 400g/m <sup>2</sup> 2 coats Acrigard 7522 sealer @ 600g/m <sup>2</sup> 1 coat Acrigard 7522 (optional) @ 300g/m <sup>2</sup>

System Details:

Finish:	Satin (matt optional)
Thickness:	Nominal 3mm to 4mm

## Chemical Resistance

Resistant to a wide range of dilute acids, alkalis, oils, greases and salt solutions. For full details consult the John Lord Technical Dept.

## Curing Time

A completed resin floor can go into service after the following minimum cure period at 18°C and above (please ask John Lord Technical Dept. for BPO data sheet for catalyst additions):

Light Traffic:	1 hour
Full Cure:	2 hours

## Shelf Life and Storage

The product should be kept in its original unopened container until use.

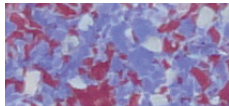
The product should be stored in weather tight conditions at temperatures between 10°C and 25°C, avoiding direct sunlight. Under these conditions this product has a shelf life of up to 6 months.

## Other Products

The following products are recommended for use with Acrigard FK:

- Epiflex Jointing Mastic
- Acrigard WR

## Standard Colour Range




Berry



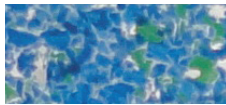
Chalk



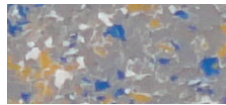
Emerald



Granite



Marine



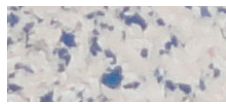
Mist



Oatmeal



Sand



Sky

*As screen and print settings are beyond our control, these colours are an indication only. Please request product samples for accurate colour information of any of these nine standard colours.*

## Application Information

John Lord recommends that all products are installed by their own Contracts Department who provide a professional service with experienced Project Management supervision and skilled, trained and NVQ/CSCS approved employees.

### Suitable Applications

- Hospitals and Laboratories
- Offices
- Retail
- Reception Areas
- Schools
- Communal and Amenity Areas
- Airports

### Substrate Suitability and Preparation

A separate technical data sheet is available on 'Substrate Suitability and Preparation'.

### Application Temperature

Correct temperature is critical to the successful application of Acrigard FK and an air temperature between 10°C and 25°C should be maintained during application and curing of this product. De-humidifiers must be used where high humidity conditions prevail. Ensure adequate ventilation during application. Acrigard FK can be applied at very low temperatures, consult John Lord Technical Dept. for advice.

### System Application

The dry, prepared, dust free substrate will receive the multi-layer application, commencing with a roller applied primer layer. If the substrate has a high porosity the surface may require an extra coat of primer.

Acrigard 7510 is mixed with the required amount of catalyst and SL filler at a ratio of 1:2 and again mixed thoroughly. Depending on the colour of the system an addition of the specified pigment is blended at this stage. The mixed material is poured onto the primed surface and trowel finished to a thickness of 2mm to 3mm. The special 'flakes' are manually broadcast into the self-levelling layer to provide total surface coverage. Upon cure, any excess flakes are vacuumed from the surface.

### Sealer Coats

Acrigard 7522 is mixed with the correct dosage of catalyst and poured on to the flake and rolled to a uniform thickness, using a de-flocked medium pile roller (not less than 300g/m<sup>2</sup>); the applied sealer should be rolled in opposite directions to ensure a uniform finish. Once cured, the surface is sanded to flatten and remove any excess flakes, thoroughly vacuumed to ensure it is dust free before a second coat is applied in the same manor. Further coats may be applied if required.

### Joints

All known expansion joints should be followed through the resin floor finish using Epiflex Jointing Mastic. If concrete movement or cracking takes place after application then reflective cracking of the topping may occur.

## In-Service Maintenance

Good housekeeping and regular cleaning can considerably extend the service life of a resin screed floor and will enhance the floor's appearance and reduce soiling tendencies.

Suitable cleaning methods for this product include:

- Rotary scrubbing machine or warm water washing (up to 50°C) with suitable detergent products – see John Lord Cleaning Guide for further details.

## Statement of Responsibility

The technical data and application information within this John Lord Technical Data Sheet is provided as an introduction to the system only and may vary according to on-site or environmental conditions. As the information provided is of a general nature, no guarantee is implied and it is the responsibility of the client or user to discuss in detail with John L. Lord & Son Ltd the suitability of the product for a particular application. John L. Lord & Son Ltd cannot accept any responsibility for work and the subsequent performance of their systems that are not controlled by their own contracting services.

John L. Lord & Son Ltd reserve the right to alter information contained in this document without prior notification; it is the responsibility of the client or user to obtain the most recent issue.