

## Mounting description Hook JT-100

The hook JT-100's anti-ligature properties perform when load is applied in a downward vertical direction (A) within the illustrated boundaries (B), not if loaded sideways or upways.

- The hook shall be mounted with safety screws with a flat bottomed head. The head's diameter should be from 9.5 to 10 mm to fit the counter-sunk hole. The diameter of the screw should not exceed 5 mm in diameter, which is the diameter of the holes. C-C between the holes is 28 mm.

When mounted, check that no objects, rope or string can be inserted between the hook and the wall. Uneven surfaces must be avoided.

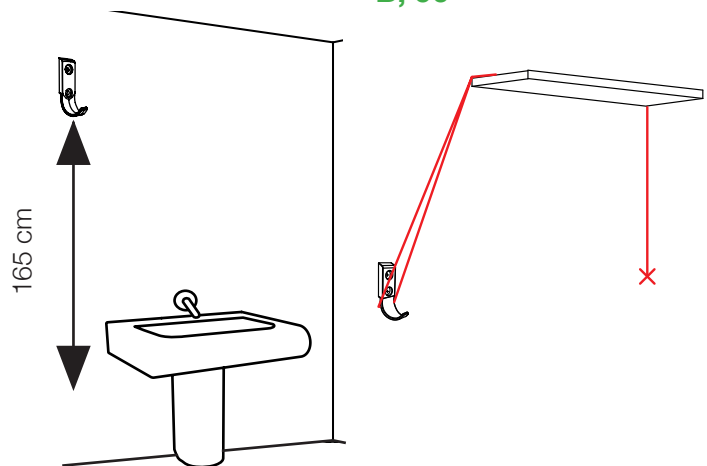
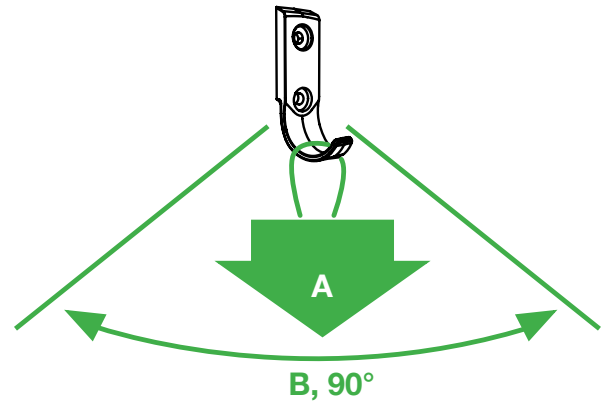
- The hook should be mounted at a height of 165 cm and at a safe distance above cabinets, sinks, doors, shelves, etc.  
-See example 1

- The hook shall not be mounted close to any object such as a cabinet, sink, door, door frame, shelf, etc., which highest point is at the same level, just beneath or higher than the hook. Improper installation can lead to that a cord, string or rope can be attached to the hook and then pulled over the highest point on the second object and allow a possible suicidal act.  
-See example 2.

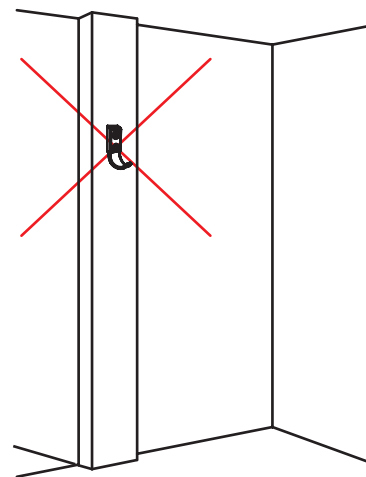
- The hook must not under any circumstances be mounted on any kind of door or side of a cabinet that has doors. Nor to a door frame that is protruding a wall or any similar arrangement.  
-See example 3.

- When mounting two or more hooks to the same wall examples 4 and 5 must be followed.  
When installing multiple hooks in a row, C-C may never be less than 20 cm.  
-See example 4.

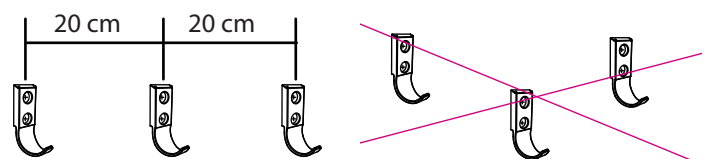
- The hook shall not be mounted at different heights.  
-See example 5.



1, correct placement of hook. 2, Incorrect placement of hook.



3, Incorrect placement of hook.



4. Correct, multiple hooks. 5. Incorrect, multiple hooks.

Should any of the mounting instructions not be followed according the description, the safety tests conducted by SP Technical Research Institute of Sweden can not be met. If the placement of hooks renders questions regarding risk please contact us. If You can provide us with a photo of the environment we will do our best to advice you.