


Electric Loft Ladders...



Access
all areas



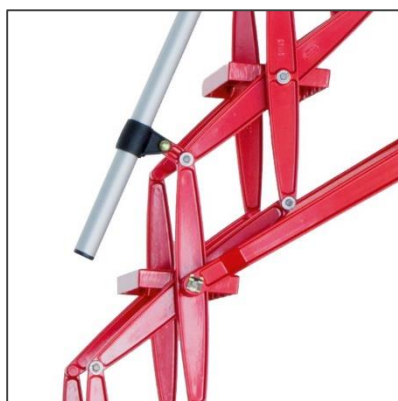
Supreme Electric loft ladder

...strength, safety and convenience



The Supreme Electric heavy duty loft ladder is manufactured from quality die-cast aluminium alloy components for strength and durability. The wooden hatch box and insulated trapdoor provide excellent energy efficiency.

- Low-noise electric motor with emergency back-up power supply.
- Automatic limit and safety stop
- Heavy duty ladder, rated to 200kg per tread.
- Fully insulated hatch (U-value of 0.58 W/m²K) with an airtight seal.
- Large treads with anti-slip profile for comfort and safety.
- Available in standard sizes or made-to-order with a wide range of options and accessories.



sales@premierloftladders.com

www.premierloftladders.com

PREMIER
LOFT LADDERS

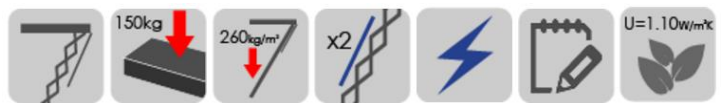
Escalmatic electric loft ladder

...style, safety and convenience



The Escalmatic combines Italian design, robust metal construction and infrared remote-controlled electrical operation. The space-saving retractable ladder mechanism also means that the Escalmatic will fit into small ceiling openings.

- Infrared remote control.
- Stylish Italian design.
- Load capacity of 150kg per step.
- Space-saving retractable loft ladder for small ceiling openings.
- Insulated trapdoor (U-value of 1.1 W/m²K when used with optional Thermocover')
- White powder coat finish
- 2 telescopic handrails plus upper-floor handrails for comfort and safety.



sales@premierloftladders.com

www.premierloftladders.com

PREMIER
LOFT LADDERS



Skylark electric foldaway attic stairs

...traditional style, modern technology

The Skylark electric foldaway attic stair is a fully automatic folding wooden loft ladder. It is manufactured from Beech hardwood and 5mm steel brackets for strength and rigidity.



- Infrared remote control and Bluetooth connectivity.
- Emergency back-up power supply.
- Load capacity of 150kg per step.
- Wooden ladder made from Beech hardwood.
- Insulated and sealed trapdoor (U-value of 0.71 W/m²K)
- 2 telescopic handrails for comfort and safety.
- Available with an optional lacquer finish.



sales@premierloftladders.com

www.premierloftladders.com

PREMIER
LOFT LADDERS

Electric loft ladders for **Specialist** applications



Fire rated electric loft ladders

You can order fire rated electric loft ladders, with either a 30, 60 or 90 minute rating. These are based upon the Supreme Electric loft ladder, therefore offer heavy duty performance of 200kg per tread. Fire rated electric loft ladders are available with a steel hatch only. Furthermore, they are made-to-measure to meet your exact requirements.

Electric loft ladders for flat roof access

The Supreme Electric loft ladder can be integrated within our weather resistant flat roof access hatches. The upper hatch can also be electrically operated, making access to a roof-top garden or terrace quick and easy. The heavy duty performance of the Supreme Electric also makes it ideal for commercial/industrial use.

Please contact us to discuss your requirements

sales@premierloftladders.com

www.premierloftladders.com

PREMIER
LOFT LADDERS

The
preferred
choice



2 Dawson Drive, Trimley St Mary
Felixstowe, Suffolk, IP11 0YW, UK

T: 01394 214413 or 0845 9000 195

E: sales@premierloftladders.com

W: www.premierloftladders.com