

ISSUE

1

Decorative Products Guide



JAMES
latham
THE NATURAL CHOICE



Decorative Products Guide ISSUE 1

INTRODUCTION >



Established more than 260 years ago and with 10 nationwide depots as well as showrooms in London and Manchester, James Latham is the UK's biggest independent distributor of decorative surface solutions.



From solid surface, laminates, melamine and veneers to thermoplastic, our decorative products portfolio has been created specifically for the specification sector and with architects and designers in mind.



This outstanding collection includes some of the most recognised surfacing brands in the World, many of them on an exclusive, or semi-exclusive basis, all available directly from stock and through a single-source supplier.

Whatever your budget or project requirements, why not allow our extensive range to provide the inspiration.

CONTENTS

Introduction	2
Valchromat	3-4
Xylocleaf	5-6
Kydex®	7-8
AEcore	9-10
Abet	11-12
Egger	13-14
Kronospan	15-16
HI-MACS®	17-18
Avonite®	19-20
Decospan - Shinnoki	21-22
Decospan - Querkus	23-24
Decospan - Nordus	25-26
Garnica	27-28
Wisa	29-30



valchromat

by Investwood



Valchromat is a decorative wood-fibre panel product which is coloured throughout. The fibres are coloured individually, impregnated with organic dyes and bonded together by a special resin giving Valchromat its unique physical and mechanical features. It is an evolution of MDF (Medium Density Fibreboard) and is superior to coloured MDF.

Features:

- Moisture resistant
- Greater internal cohesion and therefore, higher mechanical strength
- Can be worked in three dimensions
- Greater resistance to bending
- Requires less effort to finish
- Ensures a lower abrasion of tools
- Moisture resistant



Valchromat Fire Retardant is also available (EN 13501, it is classified as B-s2, d0)

* The panel is supplied unfinished. We recommend an acrylic based varnish or, with caution, a water-based varnish, some of which you can get as low as 3% sheen. Alternatively, a true hard wax oil or wax oil can be used

Colours

Light Grey | Grey | Black | Chocolate Brown | Yellow | Orange | Red | Violet | Blue | Green Mint


Dimensions and Thicknesses

Dimensions (mm): 2440 x 1220 | 2440 x 1830 | 3660 x 1220 | 3660 x 2440

Thicknesses (mm): 8 | 12 | 16 | 19 | 30

Applications:

- Furniture
- Wall Cladding
- Partitioning
- Flooring
- Doors
- Kitchens, Bedrooms and Bathrooms
- Restaurants, Bars & Hotels
- Exhibition Stands
- Shopfitting



XYLOCLEAF

thermo structured surface



Designed and manufactured in Italy, XyloCleaf is a highly original and exclusive range of decors which are created using a unique process of thermal fusing in which decorative papers are treated with melamine resins, that under heat and pressure become part of the panel itself. This process provides not only a stunning end result, but also a product that is strong, durable and highly scratch and chemical resistant, meaning that as well as looking great, it will stand up to the toughest of challenges when used in high traffic areas.

Features:

- Available as both melamine and laminate boards
- Available in woodgrains and linens
- Strong and durable
- High scratch and chemical resistance - ideal for high traffic areas
- ABS Edging as standard

Applications:


- Aircraft interiors
- Healthcare
- Retail
- Education
- Hospitality
- Leisure


Colours

For full details, swatches and samples, contact your local James Latham depot or showroom - www.lathamtimber.co.uk

Dimensions and Thicknesses

Supplied in melamine panel sizes of 2800 x 2070 x 18mm and laminate in 3050 x 1300x0.8mm with matching ABS edgings





KYDEX®

THERMOPLASTICS



KYDEX® 3D thermo-plastic gives designers the ability to incorporate compound corners and contoured edges, logos and 3D texturing whilst eliminating unsightly seams and the need for edge banding typically associated with HPL/TFM surfaces. Its high impact resistance minimizes costly maintenance associated with the other membrane pressed and flat laminates. Solid colour throughout makes it especially durable for door facings and counter tops.

Features:

- Available in a range of standard colours, metallic and wood grains.
- Custom match colours and printed face designs available.
- Tough stains, scuffs, and graffiti can be removed using strong cleansers without staining, fading, or surface damage.
- Easy to cut and machine with conventional woodworking machinery
- Will flex and form curve with very little resistance
- Easy to post-form without specialist machinery
- Solid colour throughout - no unsightly joint lines
- No other thermo-plastic sheet stands up to impact, scratching, and gouging like KYDEX® sheet.
- Numerous grades available to provide properties and certified ratings required for specialised applications.



Colours

For full details, swatches and samples, contact your local James Latham depot or showroom - www.lathamtimber.co.uk

Dimensions and Thicknesses

Sheet size: Standard 0.76mm x 1447mm x 3047mm / Standard 2mm x1220mm x 2440mm / Custom sizes and thicknesses available

Thickness: 0.76mm to 10.17mm

Applications:

- Aircraft interiors
- Healthcare
- Retail
- Education
- Hospitality
- Leisure



AE CORE



An inspirational collection of innovative thermoplastic laminate, boasting a number of unique advantages in just one material. Created and manufactured in Milan, the range comes in countless finishes, from realistic wood grains and stones to on-trend decors in the new super matt, anti-fingerprint and repairable texture of Serica; making it the ideal material for covering almost any internal or external surface.

Features:

- Available as both melamine and laminate boards
- Highly durable
- Synchronised woodgrain, soft touch effect and anti-fingerprint surfaces available
- Easy to cut and machine with conventional woodworking machinery
- Will flex and form curve with very little resistance
- Easy to post-form without specialist machinery
- Solid colour throughout - no unsightly joint lines
- Fully three-dimensional

Applications:

- Residential and contract furniture
- Kitchens, Bedrooms and Bathrooms
- High-end commercial, leisure and hotel specifications
- Doors
- Exhibitions

Colours

For full details, swatches and samples, contact your local James Latham depot or showroom - www.lathamtimber.co.uk

Dimensions and Thicknesses

0.8mm x 3050mm x 1300mm. Other sizes available on request. Also available on 100 linear M rolls.





ABET LAMINATI



Unlimited selection



Abet Laminati is one of the world's leading manufacturers of decorative laminate. The varied universe of Abet Laminati is formed by an endless number of products with different characteristics, aesthetic peculiarities and functions.

Abet has always focused strongly on creativity and innovation and with links to the best Italian and international designers in the business, they offer a diverse range of laminates in many colours, styles and textures to suit almost any application.

Features:

- Highly durable
- Anti-fingerprint
- Digital print - can be customised with any image
- Scratch-resistant
- Heat-resistant
- Shock-resistant

Applications:

- Furniture
- Wall panelling
- Partitioning
- Doors
- Kitchens, Bedrooms and Bathrooms
- Retail and commercial
- Hospitality
- Leisure

Colours

For full details, swatches and samples, contact your local James Latham depot or showroom - www.lathamtimber.co.uk

Dimensions and Thicknesses

Dimensions: 3050mm x 1300mm, 3660mm x 1610mm, 4200mm x 1300mm, 4200mm x 1610mm, 4200mm x 1860mm (décor/item dependant)

Thicknesses: 0.8mm, 0.9mm, 1mm, 1.2mm, 2mm - 25mm





EGGER



As Europe's leading manufacturer of wood-based panels, Egger offers a range of matching materials, from hard wearing laminate to decorative boards and edging. The innovative designs use cutting edge technology to create the latest on-trend and in demand high-quality finishes for homes, public areas, and commercial spaces.

Features:

- Available as both melamine and laminate boards
- Abrasion, impact and scratch resistant
- Simple and easy to process
- Versatile in application
- Suitable for shipbuilding (MED certified)

Applications:

- Furniture fronts
- Worktops/tabletops
- Door and wall panelling
- Kitchens, Bathrooms, Bedrooms
- Offices
- Hotels
- Retail

Colours

Whites, Unicouours, Woodgrains, Metallic

Dimensions and Thicknesses

For full details, swatches and samples, contact your local James Latham depot or showroom - www.lathamtimber.co.uk





kronospan



Kronodesign trends represents a juxtaposition of contrasting designs, colour shades, surfaces and textures, uniting intensive, pastel and monochrome colours; dark and light woodgrains; sophisticated marbles, stones and metals, all available in differing textures - from rough slate and high gloss to soft touch and subtle matt. The only restraint is your imagination.

Features:

- Available as both melamine and laminate boards
- Hardwearing and durable
- Scratch resistance
- Bigger board size - 2800mm x 2070mm
- Flexibility - making it suitable for bonding to curved surfaces/post forming
- Co-ordination with matching MF, PB/MF, MDF for a complete solution

Applications:

- Furniture
- Shopfitting
- Kitchens
- Bedrooms
- Hotels
- Caravans

Colours

For full details, swatches and samples, contact your local James Latham depot or showroom - www.lathamtimber.co.uk

Dimensions and Thicknesses

For full details contact your local depot or showroom - www.lathamtimber.co.uk





HI-MACS[®]

Natural Acrylic Stone™



HI-MACS[®] is composed of minerals, acrylic and natural pigments that come together to provide a smooth, non-porous and visually seamless surface to help meet the highest standards for quality, aesthetics, fabrication, functionality and hygiene. It is the sum of these features that delivers a modern material that is far superior to other conventional materials and promises to stand the test of time. HI-MACS[®] can be moulded into any shape and is extremely durable as well as being easy to clean and affordable.

Features:

- Wide range of shapes
- Dramatic translucency
- 3-dimensional design
- Unlimited spectrum of colours
- Non-porous/hygienic/easy to clean
- Inconspicuous, seamless joints
- Stain resistant
- Colour/UV stable
- 15-year product warranty
- Durable
- Repairable

Applications:

- Airports
- Bathroom
- Façade
- Kitchen
- Furniture
- Healthcare
- Education
- Hotels, restaurants, bars
- Offices
- Public Buildings
- Retail
- Exhibitions

Dimensions and Thicknesses

- 3000 x 930 x 3mm
- 2490 x 760 x 6mm
- 3680 x 760 x 9mm
- 3680 x 760 x 12mm
- 3680 x 760 x 19mm

* Please refer to the current price list to check colours stocked for each thickness.

Colours

For full details, swatches and samples, contact your local James Latham depot or showroom - www.lathamtimber.co.uk



Avonite® and Studio Collection®



Designed and developed in the US by Aristech Surfaces LLC, Avonite® combines the properties of solid surface with a unique, singular manufacturing process, bringing together beauty and durability with form and function. It is used in architectural and design applications across numerous sectors including hospitality, retail, education, government, transportation, public and living spaces, healthcare and commercial workspace.

Features:

- Highly customisable
- Can be tailored to almost any shape and any environment.
- Non-standard sheets for minimum order quantities
- Dramatic translucency
- 3-dimensional design
- Unlimited spectrum of colours
- Non-porous/hygienic/easy to clean
- Inconspicuous, seamless joints
- Stain resistant
- Durable
- Repairable

Applications:

- Hospitality
- Retail
- Education
- Government
- Transportation
- Public and living spaces
- Healthcare and commercial workspace.

Colours

For full details, swatches and samples, contact your local James Latham depot or showroom - www.lathamtimber.co.uk

Dimensions and Thicknesses

3mm, 6mm, 9mm and 12mm thicknesses as well as customised sizes Widths up to 1524mm and lengths up to 5182mm allowing for more efficient production.



SHINNOKI®

prefinished wood panels

Shinnoki 3.0 offers prefinished wood veneered panels for architects, designers and furniture makers, allowing them to create stylish and distinctive interiors. Unlike regular veneered panels, Shinnoki products are supplied ready-to-use and do not require further finishing.

Features:

- Consistent colours
- The look of solid wood thanks to the mix-match technique
- Available with matching veneer or ABS edge banding

Applications:

- Residential
- Shopfitting
- Hotels
- Offices

Colours

16 on-trend finishes such as Manhattan Oak, Cinnamon Triba and Stardust Walnut.

For full details, swatches and samples, contact your local James Latham depot or showroom - www.lathamtimber.co.uk

Dimensions and Thicknesses

For full details contact your local depot or showroom - www.lathamtimber.co.uk





QUERKUS

finest oak collection

Sourcing both FSC® certified European white Oak and reclaimed Oak timbers, Querkus is Decospan's ecological answer to contemporary interior design trends. Combining authentic materials with engineered stability, it offers interior designers flexibility and customisation, allowing a specifier to select a panel that meets exactly their colour, pattern, touch and budgetary needs.

Features:

- Unique and innovative veneer matching techniques
- Wire brushing and patented "saw effect" scratching options
- Available with matching veneer or ABS edge banding

Applications:

- Residential
- Shopfitting
- Hotels
- Offices

Colours

For full details, swatches and samples, contact your local James Latham depot or showroom - www.lathamtimber.co.uk

Dimensions and Thicknesses

For full details contact your local depot or showroom - www.lathamtimber.co.uk





Nørdus

the scandinavian collection

Nørdus is inspired by Scandinavian and modernist style allowing designers to create simple, yet practical interiors that are timeless. With Nørdus, only the best softwood and Birch is collected and carefully processed into finely cut veneer. Advanced surface treatments reinforce the unique beauty of the wood highlighting its 3D aspect.

Features:

- Available in 8 contemporary finishes
- Unique and innovative veneer matching techniques
- Available with flex and matching edge bands

Applications:

- Residential
- Shopfitting
- Hotels
- Offices

Colours

For full details, swatches and samples, contact your local James Latham depot or showroom - www.lathamtimber.co.uk

Dimensions and Thicknesses

For full details contact your local depot or showroom - www.lathamtimber.co.uk





Elegance Birch



garnica

Challenge the ordinary

Supplied by Spanish processing giant, Garnica, Elegance Birch is a Poplar plywood panel which covered with decorative Birch veneer. With soft, warm tones and an elegant grain, it is ideal for furniture and decoration thanks to the beauty of its natural wood faces. In addition to providing exceptional lightness and ease of machining, its sustainable plantation Poplar core gives these panels great stability and surface quality.

Features:

- Lightweight
- Superior surface quality
- Easy to machine and transport
- FSC® certified

Applications:

- Decorative coverings for walls
- Furniture
- Interior partitions
- Caravans
- Commercial, hospitality, residential

Colours

For full details, swatches and samples, contact your local James Latham depot or showroom - www.lathamtimber.co.uk


Dimensions and Thicknesses

For full details contact your local depot or showroom - www.lathamtimber.co.uk





WISA Birch Premium



WISA®

WISA-Birch Premium is the perfect choice when a beautiful, light visual look is desired without compromising strength properties. It makes a good base for different surface treatments such as lacquering, varnishing and wood staining. It is therefore ideal when used for visually demanding applications and end uses, such as furniture and interior lining applications.

Features:

- Naturally beautiful
- Strong and light
- Wide size and thickness range available with strict tolerances
- Meets E1 formaldehyde emission requirements (EN 120:1992)
- PEFC certified and CE marked

Applications:

- Decorative coverings for walls
- Furniture
- Interior linings
- Caravans
- Commercial, hospitality, residential

Colours

For full details, swatches and samples, contact your local James Latham depot or showroom - www.lathamtimber.co.uk

Dimensions and Thicknesses

For full details contact your local depot or showroom - www.lathamtimber.co.uk



Latham

Life

Live, work and play...

James Latham Distribution Sites

1 James Latham Dudley ●●
 T: 01394 234144
 F: 01394 233121
 Email: panels.dudley@lathams.co.uk
timber.dudley@lathams.co.uk

2 James Latham Farnham ●●
 T: 01329 864900
 F: 01329 849606
 Email: panels.farnham@lathams.co.uk
timber.farnham@lathams.co.uk

3 James Latham Grinstead ●●
 T: 0181 489 4211
 F: 0181 489 2816
 Email: panels.grinstead@lathams.co.uk
timber.grinstead@lathams.co.uk

4 James Latham Leeds ●●
 T: 0113 367 0030
 F: 0113 367 0056
 Email: leeds@lathams.co.uk

4 ATP (Advanced Technical Panels) ●●●
 T: 0113 367 0030
 F: 0113 367 0056
 Email: atp@lathams.co.uk

5 James Latham Scotland ●●
 T: 01898 836777
 F: 01898 831452
 Email: scotland@lathams.co.uk

6 James Latham Leicester ●●
 T: 0116 269 8161
 F: 0116 261 3000
 Email: panels.leicester@lathams.co.uk
timber.leicester@lathams.co.uk

7 James Latham York ●●
 T: 01454 316421
 F: 01454 323480
 Email: panels.york@lathams.co.uk
timber.york@lathams.co.uk

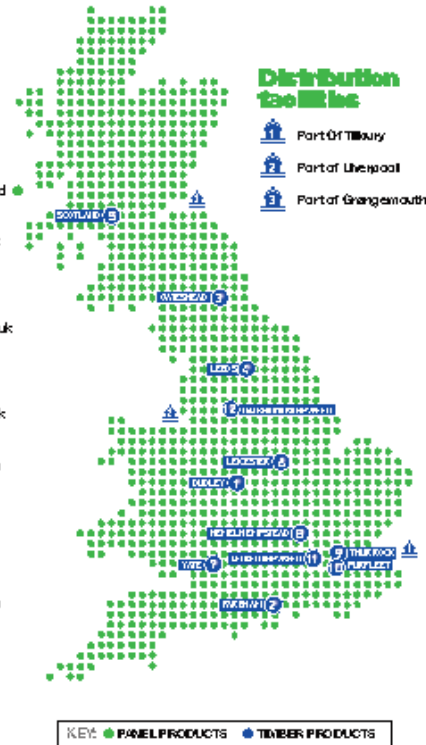
8 James Latham Hemel Hempstead ●●
 T: 01442 849000
 F: 01442 239207
 Email: panels.hemel@lathams.co.uk

9 James Latham Thurrock ●●
 T: 01709 869000
 F: 01709 869900
 Email: panels.thurrock@lathams.co.uk

10 James Latham Purfleet ●●
 T: 01709 864477
 F: 01709 862727
 Email: timber.purfleet@lathams.co.uk

11 James Latham -
 Product Specification Showroom
 London
 Suite 301, Business Design Centre,
 62 Upper Street, Islington, N1 0QH
 T: 020 7298 0417
 Email: 900@lathams.co.uk

12 James Latham -
 Product Specification Showroom
 Manchester
 3 to 7th St, Manchester M4 1UX
 T: 0161 637 1195
 Email: psm@lathams.co.uk



Call 0116 257 3415
 email marketing@lathams.co.uk
 or visit www.lathamtimber.co.uk

