

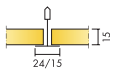


Ecophon Gedina™ A + Extra Bass


The Gedina™ A ceiling has an exposed grid with each tile easily demountable. Placed on top of the Gedina panel is the Extra Bass low frequency absorber. The suspended ceiling system is specially developed for spaces where low frequency absorption is required.



SYSTEM RANGE




| | | |
|--------------|------------|----------|
| Size, mm | 600x600 | 1200x600 |
| Extra Bass | • | • |
| T15 | • | • |
| T24 | • | • |
| Thickness | 15 | 15 |
| Inst. Diagr. | M376, M379 | M376 |




Gedina A tile



Gedina A system



Gedina A tile



Section of Gedina A + Extra Bass system

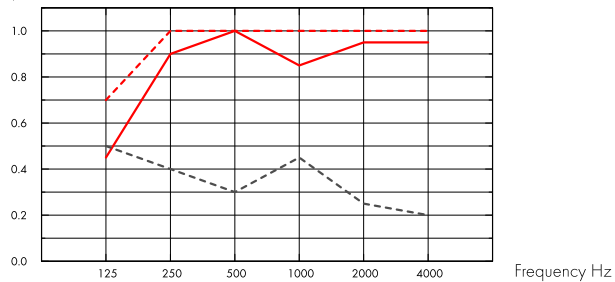
Acoustic



Sound Absorption:

Test results according to EN ISO 354. Classification according to EN ISO 11654.

α_p , Practical sound absorption coefficient



- Gedina A 15 mm, 200 mm o.d.s.
 - - Gedina A 15 mm + Extra Bass 50 mm, 200 mm o.d.s.
 - - - Gedina A/gamma 15 mm, 200 mm o.d.s.
- o.d.s = overall depth of system

| | THK mm | o.d.s. mm | α_p , Practical sound absorption coefficient | | | | | α_w | Sound absorption class |
|--------------|--------|-----------|---|--------|--------|---------|---------|------------|------------------------|
| | | | 125 Hz | 250 Hz | 500 Hz | 1000 Hz | 2000 Hz | | |
| - | 15 | 200 | 0.45 | 0.90 | 1.00 | 0.85 | 0.95 | 0.95 | A |
| + Extra Bass | 65 | 200 | 0.70 | 1.00 | 1.00 | 1.00 | 1.00 | 1.00 | A |
| gamma | 15 | 200 | 0.50 | 0.40 | 0.30 | 0.45 | 0.25 | 0.20 | D |

Indoor Air Quality



| Certificate / Label | 600x600, 1200x600 (NE) | Other formats |
|------------------------------|------------------------|---------------|
| Eurofins Indoor Air Comfort® | IAC Gold | IAC |
| French VOC | A+ | A |
| Finnish M1 | | • |



Environmental Footprint



| | kg CO ₂ equiv/m ² |
|------------|--|
| Gedina A | 2,06 (Gedina family EPD in conformity with ISO 14025 / EN 15804) |
| Extra Bass | 1,62 (Extra Bass EPD in conformity with ISO 14025 / EN 15804) |

Life-cycle stages A1 to C4 from EPD, in conformity with ISO 14025 / EN 15804



Circularity

| | |
|---|------------------|
| Minimum post-consumer recycled content - Gedina A | 46% |
| Minimum post-consumer recycled content - Extra Bass | 66% |
| Recyclability | Fully recyclable |



Fire safety

| Country | Class | |
|---------|------------|----------|
| Europe | EN 13501-1 | A2-s1,d0 |

The glass wool core of the tiles is tested and classified as non-combustible according to EN ISO 1182.



Humidity Resistance

Class C, relative humidity 95% and 30°C, according to EN 13964:2014



Visual appearance

White 500, nearest NCS colour sample S 0500-N, 84% light reflectance.



Cleanability

Daily dusting and vacuum cleaning. Weekly wet wiping.



Accessibility

The tiles are easily demountable. Minimum demounting depth according to installation diagrams.



Installation

Installed according to installation diagrams, installation guides and drawing aid. For information regarding minimum overall depth of system see quantity specification.



System weight

The weight of the system (including suspension grid and Extra Bass) should be approximately 3 kg/m².



Mechanical properties

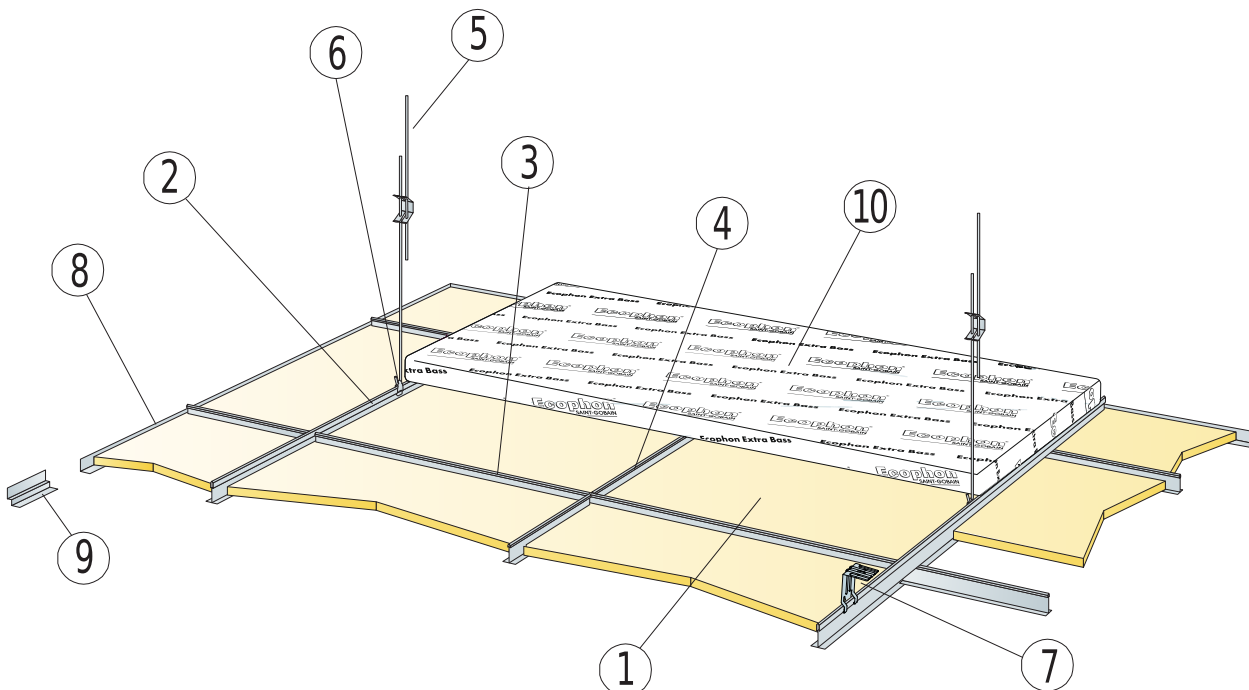
See table about Max live load and Min load bearing capacity and Functional demands, Mechanical properties at www.ecophon.com.



CE

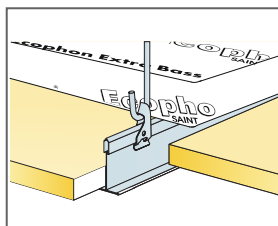
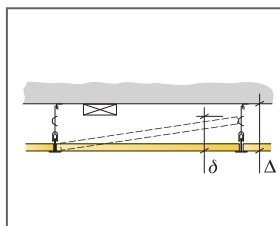
Ecophon ceiling systems are CE marked according to the European harmonized standard EN 13964:2014. CE marked construction products are covered by a Declaration of Performance (DOP) which enables customers and users to easily compare performance of products available on the European market.

INSTALLATION DIAGRAM (M376) FOR ECOPHON GEDINA A + EXTRA BASS

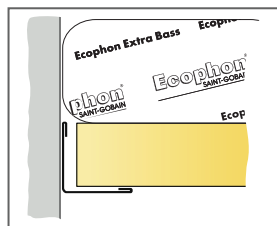


QUANTITY SPECIFICATION (EXCL. WASTAGE)

| | Size, mm | |
|--|---------------------|---------------------|
| | 600x600 | 1200x600 |
| 1 Gedina A | 2,8/m ² | 1,4/m ² |
| 2 Connect T24 or T15 Main runner, installed at 1200 mm centres (max. distance from wall 600 mm, can be extended up to 1200 mm if no live load between Main runner and wall). | 0,9m/m ² | 0,9m/m ² |
| 3 Connect T24 or T15 Cross tee, L=1200 mm, installed at 600 mm centres | 1,7m/m ² | 1,7m/m ² |
| 4 Connect T24 or T15 Cross tee, L=600 mm | 0,9m/m ² | - |
| 5 Connect Adjustable Hanger, installed at 1200 mm centres (max. distance from wall 600 mm) | 0,7/m ² | 0,7/m ² |
| 6 Connect Hanger Clip (not to be used in swimming hall environments) | 0,7/m ² | 0,7/m ² |
| 7 For direct installation: Connect Direct Bracket, installed at 1200 mm centres | 0,7/m ² | 0,7/m ² |
| 8 Connect Angle Trim, fixed at 300 mm centres | as required | as required |
| 9 Connect Shadow-line Trim, fixed at 300 mm centres | as required | as required |
| 10 Extra Bass (1200x600x50 mm) | 0,7/m ² | 0,7/m ² |
| 11 | - | - |
| Δ Min. overall depth of system: 100 mm | - | - |
| δ Min. demounting depth: 120 mm (tiles without Extra Bass above) | - | - |



Suspension with adjustable hanger and clip

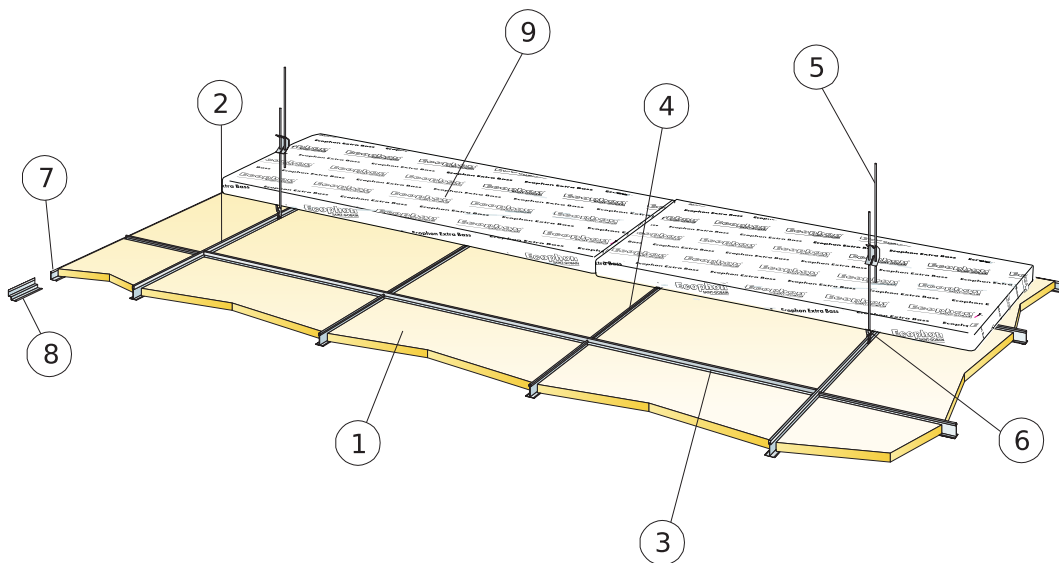


Panels resting on Angle trim

| Size, mm | Max live load (N) | Min load bearing capacity (N) |
|-------------|-------------------|-------------------------------|
| 600x600x15 | 50 | 160 |
| 1200x600x15 | 50 | 160 |

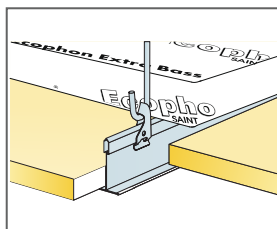
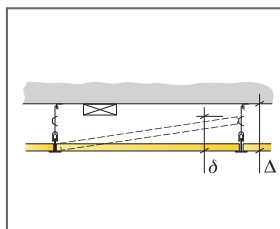
Live load/load bearing capacity

INSTALLATION DIAGRAM (M379) FOR ECOPHON GEDINA A+EXTRA BASS, CONNECT T24 MAIN RUNNER INSTALLED AT 1800 MM CENTRES

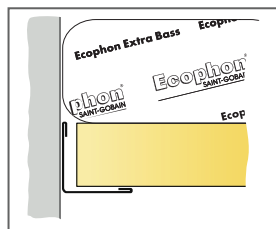


QUANTITY SPECIFICATION [EXCL. WASTAGE]

| | Size, mm |
|---|----------------------|
| | 600x600 |
| 1 Gedina A | 2,8/m ² |
| 2 Connect T24 Main runner, installed at 1800 mm centres (max. distance from wall 600 mm, can be extended up to 1200 mm if no live load between Main runner and wall). | 0,56m/m ² |
| 3 Connect T24 Cross tee, l=1800 mm | 1,7m/m ² |
| 4 Connect T24 Cross tee, l=600 mm centres | 1,1m/m ² |
| 5 Connect Adjustable hanger, installed at 1200 mm centres (max. distance from wall 600 mm) | 0,46/m ² |
| 6 Connect Hanger clip | 0,46/m ² |
| 7 Connect Angle trim, fixed at 300 mm centres | as required |
| 8 Alt. Connect Shadow-line Trim, fixed c300 | as required |
| 9 Extra Bass (1200x600x50 mm) | 0,7/m ² |
| 10 | - |
| Δ Min. overall depth of system: 100 mm | - |
| δ Min. demounting depth: 120 mm (tiles without Extra Bass above) | - |



Suspension with adjustable hanger and clip



Panels resting on Angle trim

| Size, mm | Max live load (N) | Min load bearing capacity (N) |
|------------|-------------------|-------------------------------|
| 600x600x15 | 20 | 160 |

Live load/load bearing capacity