




EWYT-B-

Multi scroll heat pumps
with R-32 refrigerant

First R-32 air-cooled
heat pump with
Scrollcompressors
in the market



R-32

BLUEVOLUTION

- AHUs
- CHILLERS
- PROJECTS
- SERVICE

Why choose EWYT-B- chiller series?



Features







- ✓ First R-32 air cooled heat pump with Scroll compressors in the market
- ✓ Fan speed modulation to ensure precise airflow control and optimised condensing temperature
- ✓ Choosing for an R-32 product, reduces the environmental impact with 68% compared to R-410A and leads directly to lower energy consumption thanks to its high energy efficiency
- ✓ Possible to set up detailed time bands to reduce fan rotation speed and therefore sound emission
- ✓ Low operating cost and extended operating life thanks to the careful design aimed to optimise the energy efficiency of the chillers and to improve installation profitability, effectiveness and economical management
- ✓ Thanks to the Dynamic Condensing Pressure Management, the chiller controller adjusts the condensing pressure set-point to minimize the overall chiller power input
- ✓ One or two truly independent refrigerant circuits for outstanding reliability

Range overview

EWYT-B is available with:

- › Two different layouts; parallel coils and double-V coils
- › Two efficiency levels; Gold (high) and Silver (standard)
- › 3 sound configurations
- › One or two independent refrigerant circuits

					
Sound version	Compressor acoustic enclosure	Fan speed	Compressor acoustic enclosure	Fan speed	Avg sound power reduction
Standard	Not insulated	Standard	-	Standard	-
Low	Insulated	Standard	Insulated	Standard	-4.0 dB (A)
Reduced	Insulated	Reduced	Insulated	Reduced	-6 dB (A)

Single circuit	Silver efficiency	 82-213kW	
	Gold efficiency	 86-218kW	
Twin circuit	Silver efficiency	 209-256kW	 300-627kW
	Gold efficiency	 215-261kW	 306-650kW

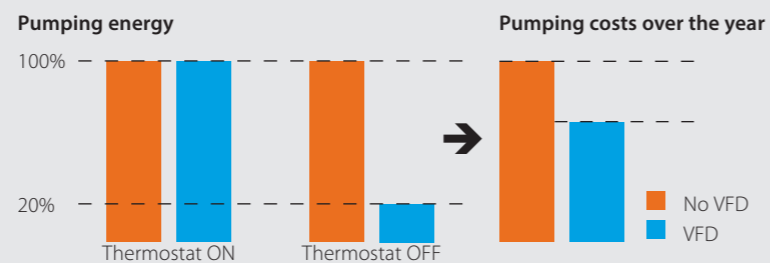
Options list

Partial heat recovery

Condensation control to maintain heat recovery capacity at lower ambient temperatures. (The amount of heat recovered is approximately 15-20% of the total heat rejection of the unit)

VFD pumps and variable flow control

- › Variable pump speed control via external 0-10 volt signal
- › "Thermostat on" and "thermostat off" pump speed management
- › Variable primary flow control

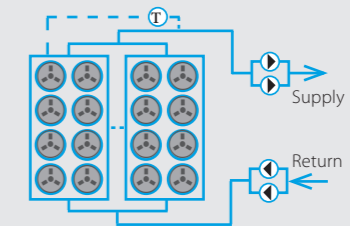


High Ambient Kit (Operation above 46°C)

The high ambient kit allows to increase the maximum operating ambient temperature for all the Double V Coil units, with Reduced Sound Configuration. (Minimum ambient temperature in Cooling is -18°C)

Master/Slave supplied as standard

Manage up to 4 units on the same system without the need for external control devices.



Buffer tank

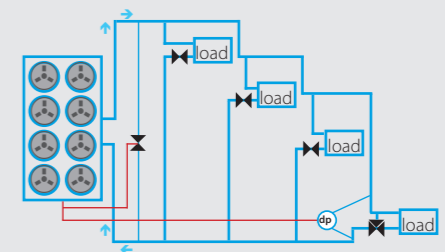
Unit mounted buffer tank available all across the range for plug and play solution.

Fan Silent Mode

The parallel coil units and units with VFD option are equipped with Fan Silent Mode as standard. (By reducing fan velocity on scheduled time bands, this reduces unit noise emissions; enhancing comfort during night operation)

Variable Primary Flow

The unit can manage the Variable Primary water flow according to the differential pressure measured in a specific point of the plant, selected by the plant designer.



Technical details

Extensive list of options and accessories can be provided on request, such as fully integrated hydronic kit for fixed flow or variable flow operation, partial heat recovery for sanitary hot water production and many other solutions.

R-32

	EWYT-B-S/SL	085	105	135	175	215	205	235	255	300	340	390	430	490	540	590	630	
Capacity - Cooling	kW	75,1	97,9	120	153	193	189	212	230	270	317	350	375	434	482	531	570	
Unit power input	kW	28,0	36,7	44,8	58,0	72,2	71,5	78,8	86,6	102	118	133	147	171	192	207	219	
EER		2,68	2,67	2,69	2,64	2,67	2,65	2,69	2,66	2,65	2,69	2,63	2,55	2,54	2,51	2,57	2,60	
SEER		3,90	3,98	3,90	4,01	3,90	3,96	3,96	3,90	3,99	4,10	3,99	4,00	4,23	4,23	4,17	4,25	
Capacity - Heating	kW	82	106	132	170	213	209	236	256	300	343	390	433	487	542	591	627	
Unit power input	kW	28,2	36,5	45,3	58,9	72,4	73,8	82,1	87,0	104	116	136	150	167	186	202	214	
COP		2,91	2,90	2,91	2,88	2,88	2,89	2,87	2,94	2,88	2,95	2,88	2,88	2,92	2,92	2,93	2,93	
SCOP		3,34	3,41	3,36	3,40	3,40	3,37	3,34	3,29	3,27	3,28	3,35	3,33	3,37	3,35	3,38	3,37	
Height	mm	1800									2514							
Width	mm	1195									2282							
Length	mm	2225	2825	3425		4350	4025	4950		3225			4125			5025		
Unit Weight	(SS) kg	955	1065	1165	1320	1500		1800	1825	2100	2250	3180	3190	3180	3370	4267		
	(SL) kg	985	1095	1195	1350	1530		1830	1855	2260	2410	3340	3350	3340	3530	4427		
Operating Weight	(SS) kg	962	1072	1172	1327	1511	1511	1811	1839	2114	2270	3200	3210	3207	3397	4302	4308	
	(SL) kg	992	1102	1202	1357	1541	1541	1841	1869	2274	2430	3360	3370	3367	3557	4462	4468	
Water flow rate - Cooling	l/s	3,6	4,7	5,8	7,3	9,2	9,0	10,1	11,0	12,9	15,1	16,7	17,9	20,7	23,0	25,3	27,2	
Water pressure drop - Cooling	kPa	14,0	24,2	35,1	54,1	46,5	45,0	55,2	45,2	60,2	49,2	58,9	66,7	58,7	71,2	58,3	66,1	
Water flow rate - Heating	l/s	3,9	5,1	6,3	8,1	10,2	10,0	11,3	12,2	14,3	16,4	18,6	20,7	23,3	25,9	28,3	30,0	
Water pressure drop - Heating	kPa	17,6	27,8	41,2	64,7	55,4	53,6	66,6	54,4	72,3	56,5	71,3	86,0	72,1	87,3	70,4	78,4	
Heat Exchanger water inlet/outlet	mm	88,9	88,9	88,9	88,9	88,9	88,9	88,9	88,9	88,9	88,9	88,9	88,9	88,9	88,9	88,9	88,9	
Fan Quantity		4	6	8		10		12		5	6	8			10			
Nr. of compressors (Scroll)		2				4				5	6							
Nr. of Circuits		1				2												
Sound Power - Cooling	(SS) dB(A)	83,8	87,2	89,1	90,8	92,2	89,9	91,0	91,7	94,0	94,9	95,9	96,3	96,6	96,8	97,5	97,8	
	(SL) dB(A)	82,7	85,2	86,8	87,8	89,0	87,7	88,6	89,0	90,8	91,6	92,8	92,9	92,9	93,0	93,9	93,9	
Sound Pressure level@1m distance - Cooling	(SS) dB(A)	66,4	69,4	70,9	72,6	73,7	71,2	72,0	72,7	74,5	75,4	75,9	76,3	76,6	76,8	77,1	77,4	
	(SL) dB(A)	65,3	67,4	68,6	69,6	70,5	69,0	69,6	70,0	71,3	72,1	72,8	72,9	72,9	73,0	73,5	73,5	
Refrigerant type		R32 / 675																
Refrigerant charge	kg	11	19	27	27	35	35	43	43	28	42	71	71	71	71	86	100	
Maximum inrush current	A	211	327	343	464	495	408	425	439	564	598	636	666	712	757	795	825	
Maximum running current	A	68,2	84,6	101	131	163	166	183	197	232	266	304	334	379	425	463	493	

R-32

	EWYT-B-SR	085	105	135	175	215	205	235	255	300	340	390	430	490	540	590	630	
Capacity - Cooling	kW	73,6	96,4	119	150	189	186	209	226	265	311	344	368	424	470	519	557	
Unit power input	kW	28,8	37,3	45,5	59,4	74,1	73,2	80,5	88,7	102	118	132	147	172	195	208	222	
EER		2,56	2,58	2,61	2,53	2,55	2,54	2,59	2,55	2,59	2,64	2,61	2,50	2,46	2,41	2,50	2,51	
SEER		3,82	3,93	3,87	3,96	3,82	3,92	3,83	3,84	4,18	4,37	4,21	4,19	4,49	4,49	4,46	4,52	
Capacity - Heating	kW	81	105	131	167	210	207	233	251	296	335	385	427	477	528	581	615	
Unit power input	kW	28,00	36,29	44,87	58,43	73,17	71,97	81,49	86,35	102	114	132	144	160	179	194	206	
COP		2,89	2,90	2,92	2,86	2,87	2,88	2,86	2,91	2,90	2,95	2,91	2,96	2,98	2,96	2,99	2,98	
SCOP		3,35	3,40	3,37	3,42	3,43	3,44	3,32	3,33	3,42	3,49	3,49	3,57	3,65	3,60	3,67	3,66	
Height	mm	1800									2514							
Width	mm	1195									2282							
Length	mm	2225	2825	3425		4025	4350	4950		3225			4125			5025		
Unit Weight	kg	985	1095	1195	1350	1530	1830	1855	2260	2410	3340	3350	3340	3530	4427			
Operating Weight	kg	992	1102	1202	1357	1541		1841	1869	2274	2430	3360	3370	3367	3557	4462	4468	
Water flow rate - Cooling	l/s	3,51	4,6	5,67	7,18	9,02	8,88	9,95	10,8	12,7	14,8	16,4	17,5	20,2	22,4	24,8	26,6	
Water pressure drop - Cooling	kPa	14,4	23,5	34,2	52,3	44,9	43,6	53,6	43,7	58,1	47,7	57,1	64,4	56,3	67,8	56	63,4	
Water flow rate - Heating	l/s	3,87	5,03	6,26	7,99	10	9,91	11,1	12	14,1	16	18,4	20,4	22,83	25,28	27,79	29,43	
Water pressure drop - Heating	kPa	17,1	27,3	40,5	62,8	53,9	52,7	65	52,6	70,5	54,3	69,6	83,86	69,57	83,57	68,25	75,67	
Heat Exchanger water inlet/outlet	mm	88,9	88,9	88,9	88,9	88,9	88,9	88,9	88,9	88,9	88,9	88,9	88,9	88,9	88,9	88,9	88,9	
Fan Quantity		4	6	8		10		12		5	6	8			10			
Nr. of compressors (Scroll)		2				4				5	6							
Nr. of Circuits		1				2												
Sound Power - Cooling	dB(A)	78	82	84	85	87	84	86	86	87	88	89	89	89	90	90	91	
Sound Pressure level@1m distance - Cooling	dB(A)	60	64	65	67	68	66	67	67	68	68	69	69	69	70	70	70	
Refrigerant type		R32 / 675																
Refrigerant charge	kg	11	19	27	27	35	35	43	43	28	42	71	71	71	71	86	100	
Maximum inrush current	A	211	327	343	464	495	408	425	439	564	598	636	666	712	757	795	825	
Maximum running current	A	68,2	84,6	101	131	163	166	183	197	232	266	304	334	379	425	463	493	

R-32

	EWYT-B-XS/XL	085	115	135	175	215/1	215/2	235	265	310	350	400	440	500	560	600	630	650
Capacity - Cooling	kW	79,8	104	126	166	206	206	229	250	288	328	370	406	467	519	560	597	610
Unit power input	kW	26,3	35,1	42,1	56,6	71,9	68,0	75,0	83,4	94,0	108	123	135	158	177	193	204	207
EER		3,03	2,95	2,99	2,93	2,86	3,03	3,06	3,00	3,06	3,05	3,02	3,01	2,95	2,93	2,90	2,92	2,95
SEER		4,24	4,38	4,24	4,45	4,21	4,41	4,40	4,13	4,57	4,67	4,54	4,57	4,72	4,71	4,70	4,69	4,40
Capacity - Heating	kW	85,9	111	133	176	218	215	239	261	306	350	401	444	500	556	599	634	650
Unit power input	kW	26,1	33,2	39,1	51,7	64,9	62,6	69,5	76,2	88,8	102	118	128	147	165	180	192	203
COP		3,30	3,35	3,41	3,41	3,36	3,43	3,44	3,43	3,45	3,44	3,41	3,47	3,40	3,37	3,33	3,31	3,20
SCOP		3,70	3,72	3,70	3,67	3,66	3,70	3,86	3,77	3,90	3,90	3,82	3,85	3,83	3,81	3,79	3,76	3,53
Height	mm	1800									2514							
Width	mm	1195									2282							
Length	mm	2825	3425		4025	4625	5550	6150		4125		5025		5925		6825		
Unit Weight	(XS) kg	1080	1140	1220	1400	1600	2000	2300	2350	2830	3080	3650	3750	4206	4296	4760	4860	4860
	(XL) kg	1110	1170	1250	1430	1610	2030	2330	2380	3140	3240	3810	3910	4366	4456	4920	5020	5020
Operating Weight	(XS) kg	1091	1151	1231	1416	1616	2035	2335	2385	2865	3115	3685	3812	4268	4366	4830	4930	4930
	(XL) kg	1121	1181	1261	1446	1626	2065	2365	2415	3175	3275	3845	3972	4428	4526	4990	5090	5090
Water flow rate - Cooling	l/s	3,81	4,95	6,00	7,91	9,82	9,83	10,9	11,9	13,7	15,7	17,7	19,4	22,3	24,7	26,7	28,5	29,1
Water pressure drop - Cooling	kPa	9,49	15,2	21,5	20,1	29,6	12,1	14,7	17,1									

Service & Maintenance with Daikin Applied Service

Daikin Applied Service offers maintenance, repairs and support on ALL brands of HVAC systems and applied system solutions; covering air handling units, chillers, split air conditioning, VRV and heat pumps.

Service capabilities

- › Flexible maintenance contracts tailored to your business needs
- › Maintenance of ALL brands of HVAC equipment
- › 24/7 emergency call out service
- › Up to four hour response time
- › Qualified site service engineers (F-Gas Registered)
- › Remote monitoring with Daikin On Site (DOS)
- › On site training for front-line personnel
- › Tailored Service Level Agreement (SLA)
- › Full chiller running logs taken on every service visit
- › Comprehensive spare parts availability & support on all brands
- › Retrofitting & refurbishment

Benefits of a maintained system

- › Lower operation costs and energy usage
- › Extended life-cycle of assets
- › Fast and reliable remote diagnostics with Daikin On Site
- › Reduced equipment downtime and costly repairs
- › Improved indoor air quality

Service Packages	BUSINESS Saver	BUSINESS Standard	BUSINESS Plus
Conforms to SFG20 maintenance standard	✓	✓	✓
F-Gas leak test	✓	✓	✓
Unit controller set points, safeties and running conditions logged	✓	✓	✓
Equipment condition report	✓	✓	✓
Four visits per annum (1 major / 3 minor)		✓	
Calibration of all sensors, probes and safety switches		✓	✓
System Diagnostics		✓	✓
Oil Analysis		●	✓
Thermography	✓	●	●
Multi-site visits & bespoke offering			●
Daikin on Site remote monitoring			●
1 point vibration analysis			●
System water analysis			●
Condenser coil cleaning			●

● Optional extras that can be tailored to your needs.

Daikin on Site Standard on all new installations

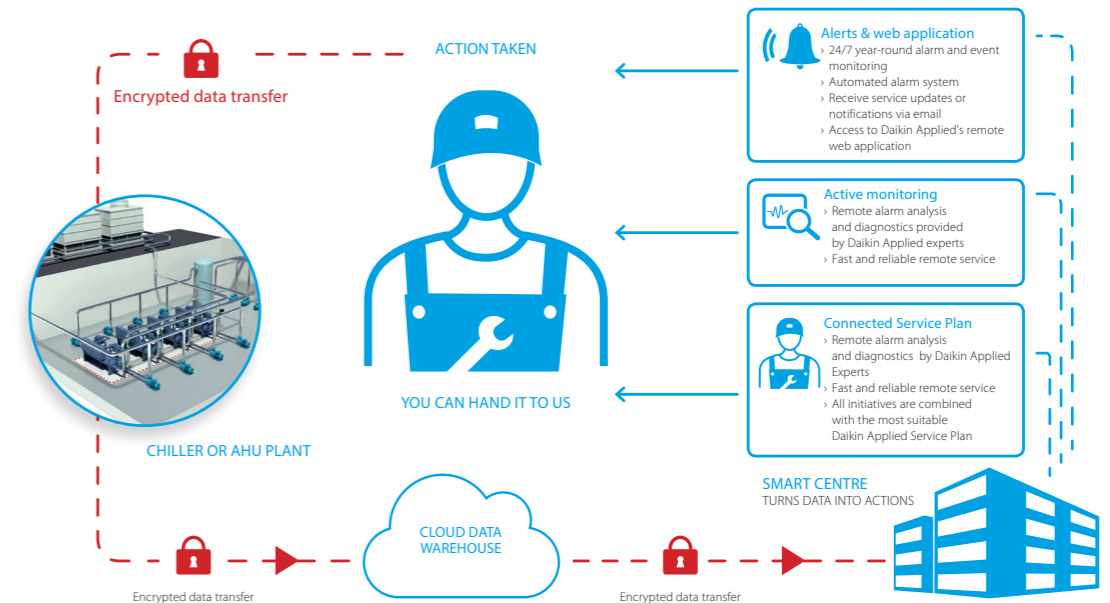
What is Daikin on Site?

Daikin on Site (DOS) is a web-based 24/7 remote monitoring system that collects complex operational data from the AHU or chiller control system.

Daikin's Smart Centre turns the operational data into useful information that allows the user to remotely monitor performance. It also allows Daikin professionals to remotely optimise and maintain the equipment.

Main benefits to DOS

- › Remote diagnostic support from Daikin experts
- › Enhanced reliability and reduced system downtime
- › Optimised energy efficiency and reduced operational costs over the systems lifetime
- › Insight into operational data to optimise the use of equipment via Trend Analysis

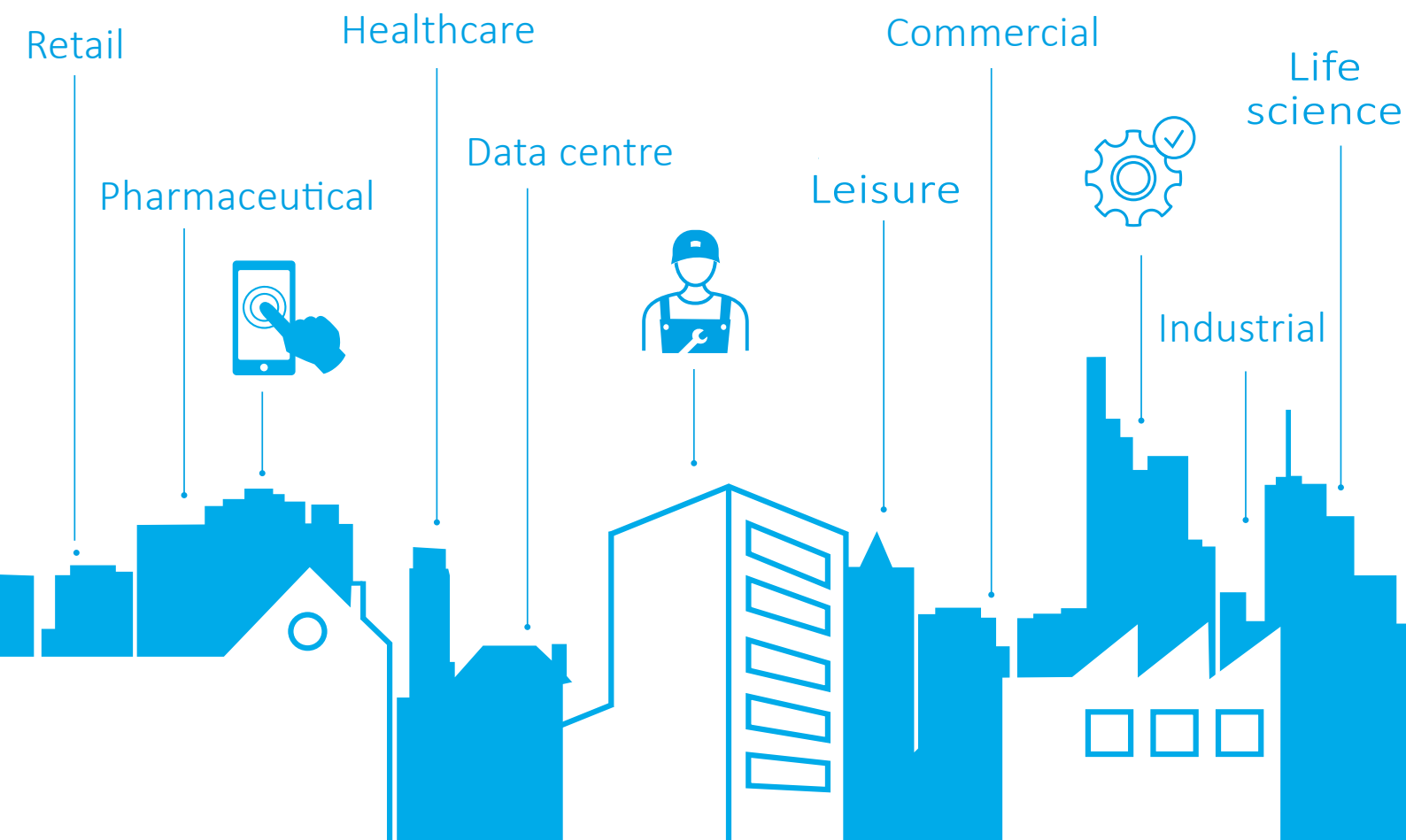


Cloud technology to hand
Remote maintenance allows your system to be accessed using any web-compatible devices any time and anywhere using cloud technology. Process data is collected automatically in real time and stored centrally.

Simple, effective connection
Most Daikin Applied Chiller and AHU controllers have a built-in IP interface. This allows connection for remote monitoring either through LAN or with wireless modem communication.

Insight into operational data for enhanced control and reliability
Through enhanced operational data, Daikin engineers are able to remotely monitor system performance, run diagnostics and software upgrades. If an on-site visit is required, the service engineer will arrive already informed of the issue, reducing system downtime.

High security
Secure in all aspects such as data privacy, data storage security and data transport.
› All connections are encrypted (HTTPS) to prevent wiretapping and man-in-the-middle (MITM) attacks
› CSA security attestation
› Data privacy conforming to EU data privacy regulations
› Geo-redundant data storage in Northern Europe



For more information email info@daikinapplied.uk or visit www.daikinapplied.uk

For all Daikin Applied UK,
 Daikin Applied Service &
 Spares enquiries call us on:
0345 565 2700



Daikin Europe N.V. participates in the Eurovent Certified Performance programme for Liquid Chilling Packages and Hydronic Heat Pumps, Fan Coil Units and Variable Refrigerant Flow systems. Check ongoing validity of certificate: www.eurovent-certification.com

The present publication is drawn up by way of information only and does not constitute an offer binding upon Daikin Europe N.V. Daikin Europe N.V. has compiled the content of this publication to the best of its knowledge. No express or implied warranty is given for the completeness, accuracy, reliability or fitness for particular purpose of its content and the products and services presented therein. Specifications are subject to change without prior notice. Daikin Europe N.V. explicitly rejects any liability for any direct or indirect damage, in the broadest sense, arising from or related to the use and/or interpretation of this publication. All content is copyrighted by Daikin Europe N.V.

