

CD

HIGH TRAFFIC
DOOR



IMAGINE WHAT'S NEXT

TECHNAL



CD DOOR, ROBUST DESIGN TO MEET THE MOST DEMANDING SITUATIONS

The CD commercial door, a market leader in its field, has been successfully designed to meet the requirements specified in the ground floor treatment of commercial building contracts.

Its robust construction, elegant clean lines, choice of hardware, and sliding door option, make it supremely suited to high-traffic situations, whilst meeting the requirements for superior weather performance, safety, security, and disabled access.

The CD system has been specified and proven for commercial and public buildings such as offices, retail, schools, higher education, healthcare, hotels and transport premises. Compatibility with the complete Technal product range simplifies specification for all project types.



CD, HIGH TRAFFIC DOOR



KEY FEATURES AND INNOVATIONS

FEATURES

- A variety of door-stiles, top and bottom rails and midrails are offered to meet individual design requirements. Also available is a range of door thresholds including a rebated threshold for open out doors and a rebated ramp threshold for open in doors.
- Double polypropylene pile on all four sides of the door for improved weather performance.
- A unique threshold drains rain water to the exterior of the building.
- Flush threshold is ideal for disabled access, sheltered housing etc.
- A range of design handles, single and three point locking mechanisms, closers and emergency exit devices are available.
- It is recommended that door stops are provided to minimise strain on components.

SECURITY

Integral extruded rebate to prevent removal of the glass from the outside. Three point locking system. Armour strikes can be incorporated in to the slave leaf and double doors or into the frame on single doors.

SAFETY

Two Anti finger trap options:

- Comprising a bulb ended stile and double weatherpile interlock, permitting a maximum gap of 5mm.

Modified PVC extruded finger guard with double weatherpile to maintain all round weather performance.

COMPATIBILITY

Fully compatible with Technal's range of curtain walling and ground floor treatment systems with the option of an automatic operation using the anti finger trap stile.

CONSTRUCTION

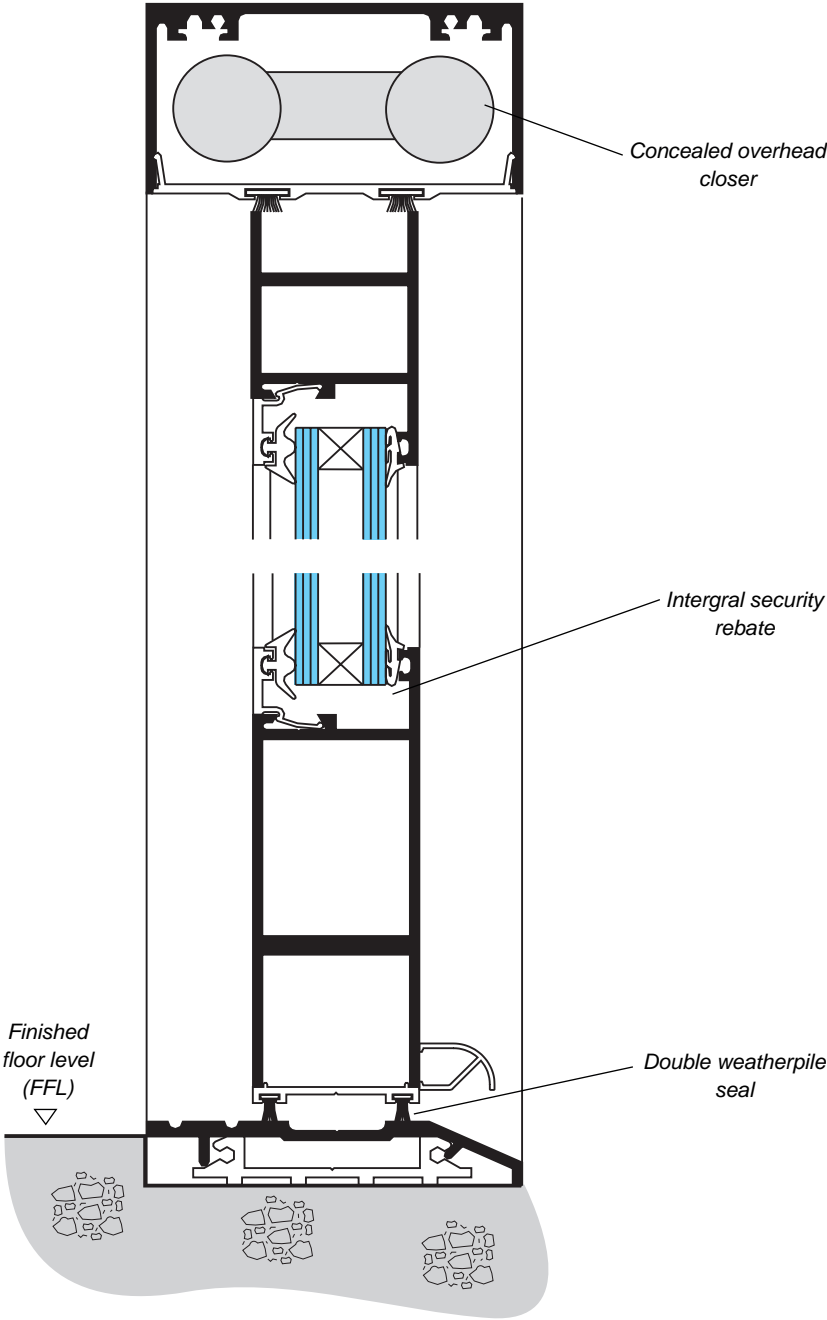
Two methods of construction:

- Assembled using corner cleats and tie rods.
- Welded construction using special aluminium cleats.

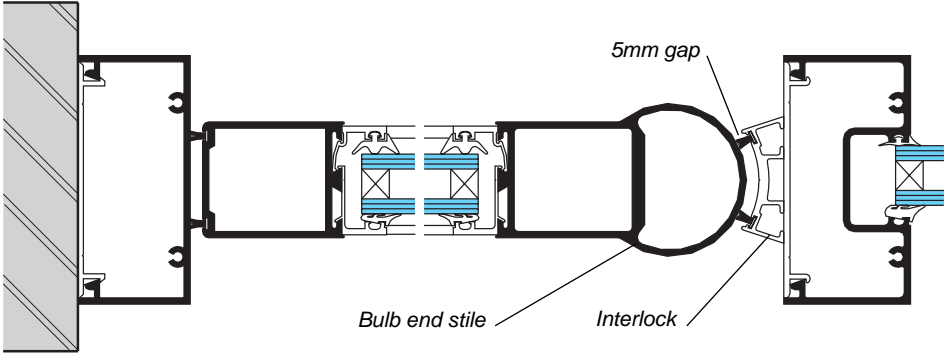
GLAZING SPECIFICATION

Glazed to BS6262, the CD door can accommodate glazing panels between 6 and 24 mm.

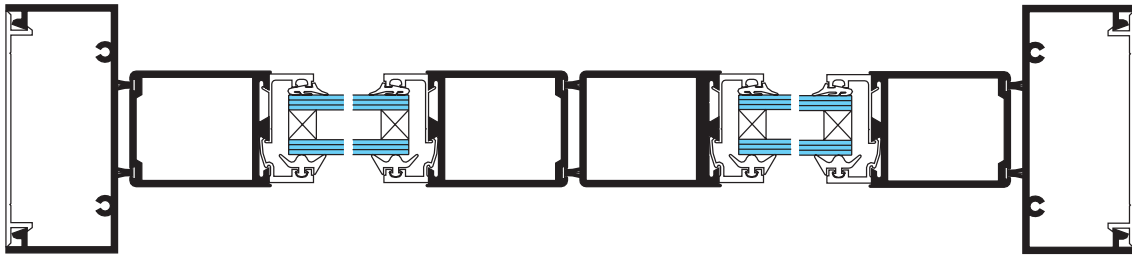
SECTIONS



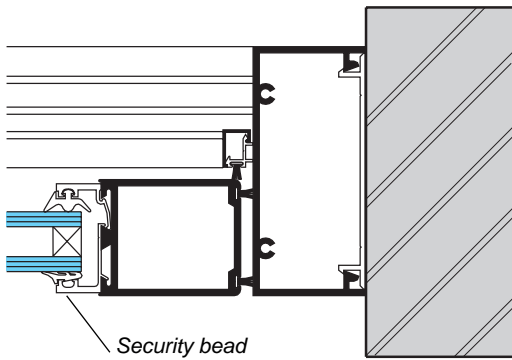
Vertical cross section through double pivot doors. (Scale 1:2)



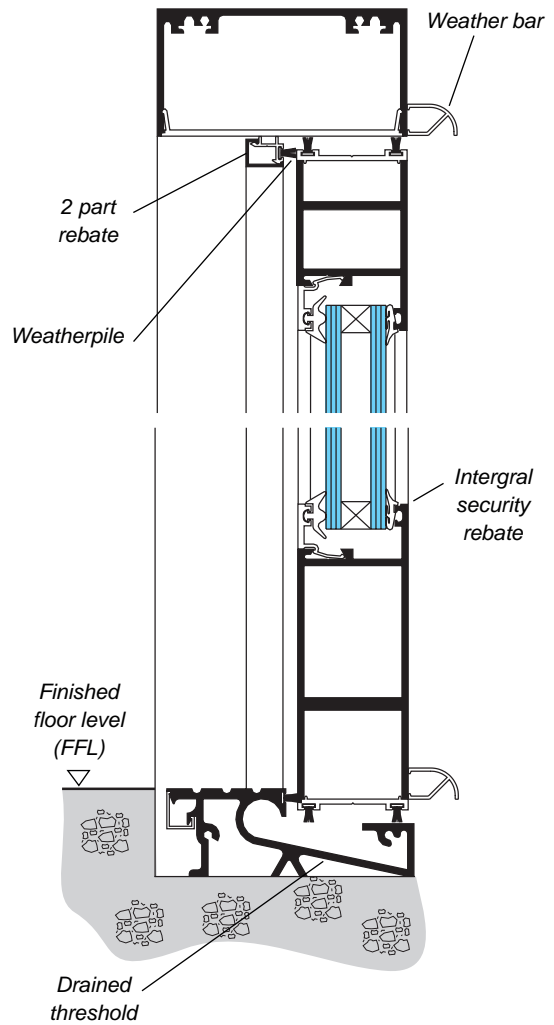
Pivot door featuring anti-finger-trap stile. (Scale 1:3)



Horizontal cross section through double pivot doors. (Scale 1:3)



Horizontal cross section through rebated door jamb. (Scale 1:3)



Double ramp rebated threshold is also available.
VED 044.

Vertical cross section through rebated hinge door.
(Scale 1:3)

SLIDING COMMERCIAL DOOR

Complimenting the CD door is the sliding commercial door. Designed to meet the requirements of specifiers it is ideal for car showrooms, airports and shopping complexes.

FEATURES

- The sliding door can operate in a bi-parting mode on a common track or in a passing mode using multiple tracks permitting numerous design configurations.
- Double polypropylene pile around all four sides. Can be provided with a flush fitting drained threshold.
- Glide block keeps the central panels in the head ensuring silent and smooth operation.
- Sliding doors are set on steel wheels, running on individual brass tracks.

SECURITY

The all weathered interlock between the sliding door and the surround reduces the possibility of forced entry. Three point locking system comprising a hook lock and shoot bolts. Intergral glazing rebate prevents removal of the glass from the outside.

SAFETY

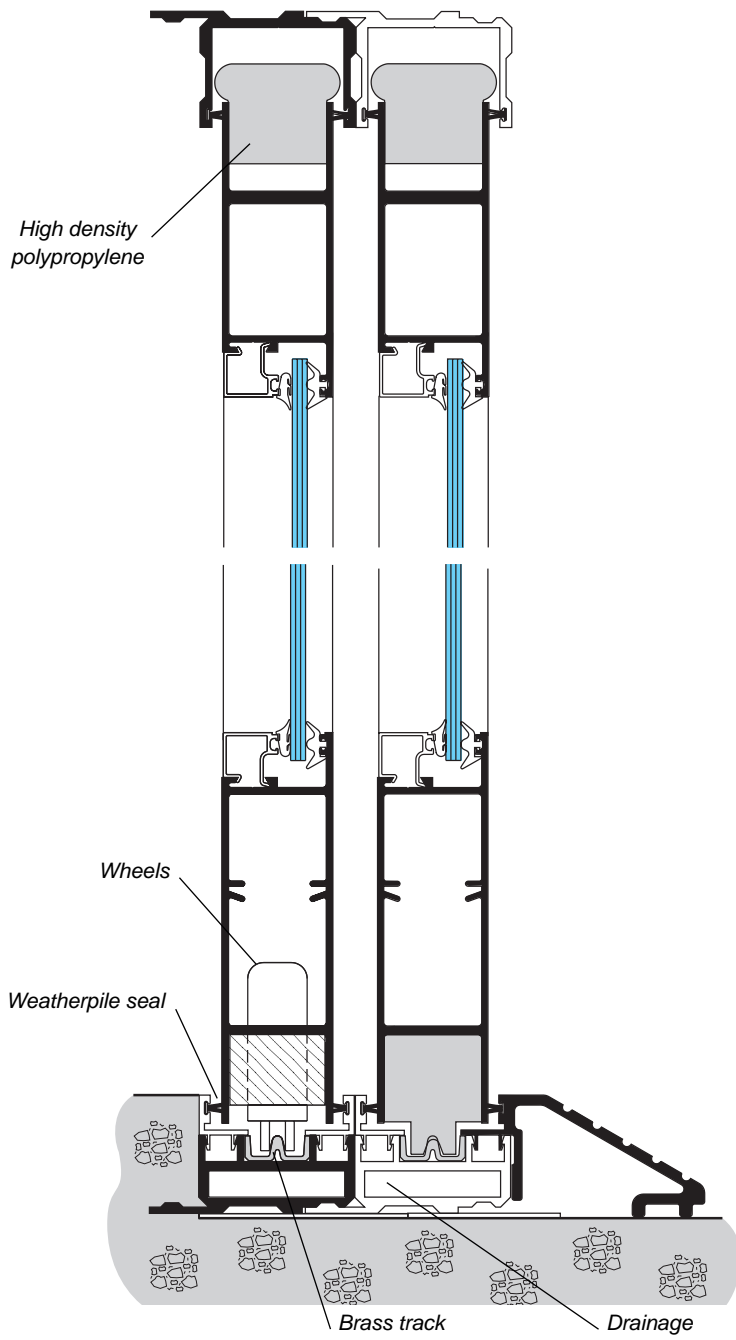
For panic opening in automatic doors, a special stile has been designed to allow the doors to hinge outwards for emergency exit.

CONSTRUCTION

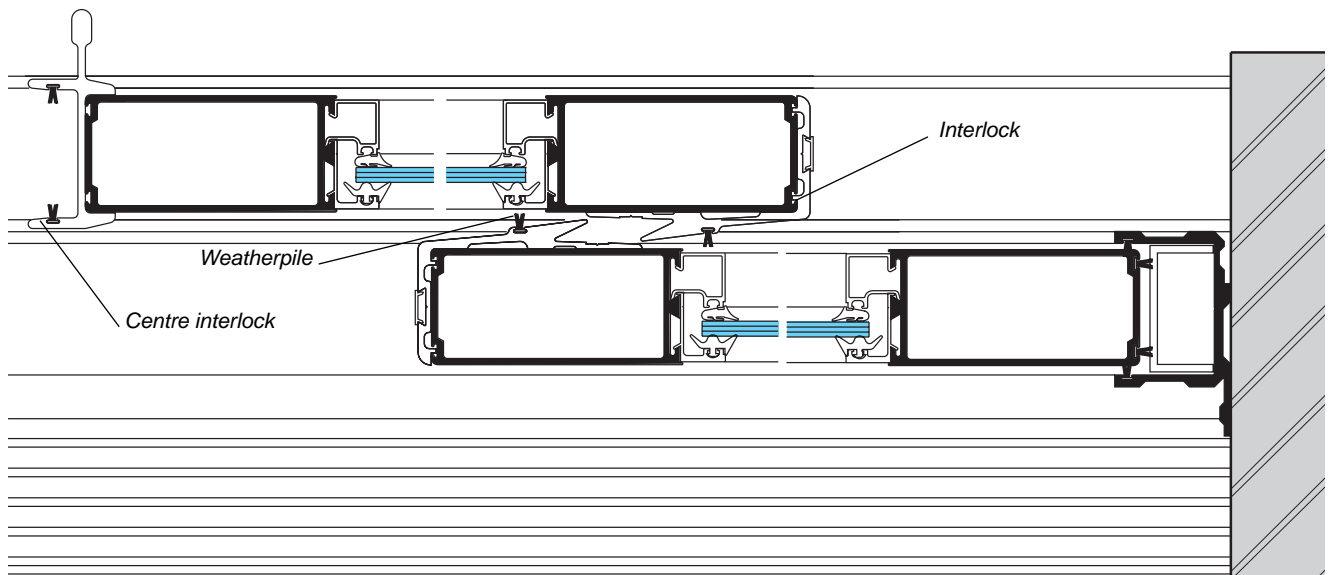
The door leaves are constructed using the same method as the commercial door and are then inserted into the sliding door system framework.

GLAZING

Glazed to BS6262, the sliding commercial door can accommodate glazing or panels between 6 and 24mm.



(Scale 1:3)



(Scale 1:3)

PERFORMANCE

WEATHER PERFORMANCE Tested in accordance with BS6375 Part 1 1989			
Applications	*Air Permeability	Water Tightness	Wind Resistance
Pivoted Doors (Double Action)	Pass grade C	Pass 150 Pa	Pass 1600 Pa
Rebated Doors	Pass grade C	Pass 750 Pa	Pass 1200 Pa
Sliding Door (3 pane, 2 sliding, manual operation)	Pass grade B	Pass 300 Pa	Pass 1200 Pa

Test results available upon request

TYPICAL SIZES			
Applications	Length	Height	Weight
Pivot	1100	2300	-
Hinge	1100	2700	-
Sliding	3000	3000	180kg

Notes

1. Where greater widths are required to suit disabled access or emergency exits please contact our Technical Department.
2. Including midrail.
3. Using three hinges.



The CD commercial and sliding door offer the specifier a high performance door system capable of meeting the requirements of commercial building contracts. Weather performance, safety and security are the benefits of the special design features incorporated in this system.

MATERIALS AND COMPONENTS

As with all Technal façade systems, only the highest quality materials and components are used for low maintenance and performance over time:

Aluminium profiles are extruded from alloys 6005 T6, 6063 T6 or 6060 T5 to BS EN 12020, BS EN 573-3, BS EN 515 and BS EN 775-1 to 9. Accessories are cast from Zamak 5 or A-S9G03 to BS EN 12844. Screws are austenitic stainless steel.

FINISHES AND COLOURS

A wide range of finishes is available to meet individual project requirements, complement existing buildings and offer additional design freedom for architects and specifiers:

Stoved polyester powder coated finishes in a wide palette of colours and in accordance with BS 6496. Natural self-colour or Anolok anodised in accordance with BS EN 12373-1:2001 and BS 3987. Single and dual colours.



IMAGINE WHAT'S NEXT

Hydro Building Systems UK Ltd
Severn Drive, Tewkesbury
Gloucestershire. GL20 8SF
Tel: 01684 853500 - www.technal.co.uk

By  **Hydro**