

BPC Building Products Ltd

Builders Metalwork

Part of the Vista Group

bpc[®]



A comprehensive range of steel connectors for timber & masonry construction



Welcome to BPC

Formed in 1977, BPC is an established UK manufacturer of galvanised and stainless steel building components. We offer a quality product range at competitive prices and service that is second to none.

Part of the Vista group

The Vista Group is the UK's largest independent manufacturer of builders' metalwork. Created in 2018 by the merger of Vista Engineering, BPC Building Products and GA Fixings, our brands share common values of customer focus, proven products and competitive prices.

We are committed to the continuous development of our products, people and processes. Our products and UK facilities are certified to the very highest levels so you can be confident you're choosing the very best for your building project.

Tested and approved to all relevant standards

- ✓ OUR QUALITY MANAGEMENT SYSTEMS MEET THE REQUIREMENTS OF ISO 9001:2015
- ✓ TESTED AND APPROVED TO BS EN 845-1 AND COVERED BY EUROPEAN TECHNICAL ASSESSMENT WHERE APPROPRIATE
- ✓ PRE-GALVANISED MILD STEEL TO BS EN 10346:2015
- ✓ STAINLESS STEEL TO BS EN 10088-2
- ✓ CERTIFIED FACTORY PRODUCTION CONTROL SYSTEMS IN COMPLIANCE WITH THE CONSTRUCTION PRODUCTS REGULATION (CPR).





Proven products

Our steel connector range is just part of a much broader choice of high-quality products, engineered to meet the demanding specifications of today's construction industry.

For over 40 years, we've been exploring new manufacturing methods and improving existing ones to provide a superior product to our customers and meet their needs more effectively.

Our ISO 9001 certification is your guarantee of quality in our manufacturing process, from the high grade steel that enters our factory to the high performance finished products that leave it.

Reliable support

Strong, supportive relationships have always been at the heart of our business. It's how we develop a clear understanding of what our customers need and how we work closely with them to deliver their requirements.

Our friendly, knowledgeable Customer Service Team are there to deal with your enquiries and make sure you get the products you want, when and where you need them.

With a large stock-holding facility and a rapid, reliable delivery network, we can provide mixed loads of products wherever they're needed at a moment's notice.

We also provide a full technical design service for products such as windposts and masonry support where it's required.

Competitive prices

Being more efficient in our approach to product design, manufacturing, service, packaging and distribution means we can be more competitive with our prices. That's because we pass on the benefits that come from economies of scale and more efficient operations in every area of our business. All with the aim of giving our merchant customers better margins and healthier profits and providing builders and contractors with even better value for money.

CONTENTS

4	Technical Information
6	Single Piece Masonry Hangers
8	Restraint Straps
9	Timber to Timber Joist Hangers
12	Timber Engineering Hardware
16	Multi-Truss Hangers
21	Angle Brackets
26	Timber Fixings
29	Timber Connectors
30	Miscellaneous Products
32	Contact Us

Technical Information

Timber Classification

Timber substrates are assumed to have the following characteristic densities

Strength Class	Characteristic density ρ_k (kg/m ³)
C16 (EN 338)	310
C24 (EN 338)	350
TR26	370

Timber should be free of knots and wane within the connector

Timber to Timber connectors

BPC connectors have holes for nails, screws and bolts. The hole diameters are given in the product tables. Each hole diameter is suitable for a single type of fastener, as follows.

Hole Diameter (mm)	Fastener type
4, 4.5, 5	Nails
7, 9, 10, 11 and slots	Screws – not considered for characteristic properties
13	Bolts

Characteristic structural properties have been calculated for a set of fasteners that match the recommendations of BPC.

Nails: description and characteristics

Type	Description	Dimensions [mm]		N/mm ² N/mm ²	
		D ¹	L	$f_{ax,k}$ ²	f_u
TYPE A	Square twist nails, Sheradised finish. Normally supplied loose for manual fixing	3.4	30	4.78	600
TYPE B	Square twist nails, Sheradised finish. Normally supplied collated for a nail gun	3.4	35	4.3	700

Nails should be CE marked to EN 14592 or an appropriate European Technical Assessment (ETA). The following characteristics are required for calculations.

The penetration depth is at least equal to 6 d as defined in section 8.3.1.2(2) of EC5.

The parts of the product/s connected to a timber element should be fixed with fasteners in all holes of the same diameter (full nailing).

Bolts: description and characteristics

Product code	Description	Dimensions [mm]		N/mm ² N/mm ²		kN
		d ¹	A _s ²	f_{yb} ³	f_{ub} ⁴	
M12	Hexagon bolt assembly minimum grade 8.8 CE marked in accordance with EN 15048-1	12	84.3	640	800	32.4

Bolts may be used with MTH range of joist hangers to attach the hanger to a header beam. The bolts are installed in a pre-drilled 13 mm diameter hole. All bolt holes should be used. The thickness of the header beam should be verified by an engineer.

¹ This diameter is the minimum cross-section dimension in accordance with EN 14592. Square twist nails are often described in the market by their largest cross-section dimension, so that a 3.4 mm diameter nail will be sold as being 3.75 mm diameter.

² In timber with a characteristic density ρ_k of 350 kg/m³, i.e. C24 timber. At other values of ρ_k the value is modified so

$$f_{ax,k} = f_{ax,k} \cdot \min\left(\frac{\rho_k}{350}, 1.1\right)$$

¹ Nominal diameter is the cross-section dimension of the unthreaded part

² Stress area of the threaded part

³ Yield stress

⁴ Ultimate tensile stress

⁵ Design shear stress

$$F_{v,Rd} = \frac{a_v \cdot f_{ub} \cdot A_s}{Y_{M2}}, \text{ where } a_v = 0.6 \text{ and } Y_{M2} \text{ is } 1.25$$

BPC Quality Management System ISO 9001:2015

As an ISO 9001 company, we ensure that our management systems and procedures comply with the international standard on Quality Management Systems. Our ISO certification is focused on three main commitments:

1. To strive for continuous improvement
2. To deliver excellent customer service
3. To produce high quality services and products

We strive to exceed customer expectations by providing a reliable service and quality products at competitive prices.

Technical Data

All technical data, descriptions, illustrations and references to British and European standards contained within this brochure are intended for guidance only and shall not constitute a “sale by description.” All information provided is correct at the time of printing.

BPC reserves the right, whilst preserving the essential characteristics of the components it manufactures, to introduce at any time modifications in material finish or product design for any reason of a commercial or constructive nature, without notice.

The information in this publication is not intended to have any legal effect, whether by way of advice, representation or warranty (express or implied). BPC accepts no responsibility whatsoever (to the extent permitted by law) for any reliance on this publication, you do so at your own risk.

Any characteristic capacities detailed in this publication will only be achieved if installed correctly using all specified fasteners, and proper installation procedures are observed. Construction methods and conditions of use are entirely beyond the control of BPC, prospective users should obtain approval from a qualified building designer or consultant engineer prior to installation into any building or structure. Safe working loads should be established by a qualified design engineer.

All custom designed fabrications and connectors are manufactured by the company according to buyers’ specifications and are sold without warranty of any kind.


Individual **Product Data Sheets** are available for download at www.bpcfixings.com



Single Piece Joist Hangers

A range of Heavy Duty Joist Hangers designed for building into brickwork or blockwork. As standard all hangers are manufactured from 2.0mm thick pre-galvanised steel to BS EN 10346 : 2009, S280. Wide top flange design offers increased loading capacity on masonry with a minimum crushing strength of 3.5N/mm² and above. Hangers 150mm deep and over are manufactured 10mm less to allow for notching and regularisation of timber joists.

All hangers feature 75mm bearing surface and pre-punched side gussets to allow nail fixing into timber joists with 30 x 3.75mm Sheradised square twist nails.



Type S (Standard)

SMH Joist Hanger Type S (Standard) Top Flange 75mm



The standard hanger is designed for building into brickwork or blockwork.

Available in the following depths and widths.

Width	38, 44, 47, 50, 63, 75, 88, 91, 100, 125 & 150mm
Depth	100, 125, 150*, 175*, 200*, 225* & 250mm*
Bearing surface	75mm
Order Code = SMH/S/width x depth i.e. SMH/S/50x200	



SMH Joist Hanger Type R (Return) Top Flange Up To 250mm



The return type hanger is designed for similar application to the Type S but with the advantage of a return flange (25mm as standard) which greatly increases lateral support by giving the top flange additional resistance to pull out.

We would recommend the use of TYPE R return flange hangers wherever possible for all timber to brick applications. As standard the return hanger is manufactured to suit 100mm blockwork, however any length of top flange is available to order.

Width	38, 44, 47, 50, 63, 75, 88, 91, 100, 125 & 150mm
Depth	100, 125, 150*, 175*, 200*, 225* & 250mm*
Bearing surface	75mm
Order Code = SMH/R/width x depth i.e. SMH/R/50x200 (100 return)	




Please Note
The Type 'R' Return Hanger is not a Restraint Hanger. Restraint Hangers are specials/ manufactured to order.

SMH Joist Hanger Type D (Straddle) Top Flange Up To 250mm



The straddle type joist hanger is used when timber joist positions are directly opposite each other on either side of a wall or beam. As standard the straddle hanger is manufactured to suit 100mm blockwork, however any width is available to order.

Width	38, 44, 47, 50, 63, 75, 88, 91, 100, 125 & 150mm
Depth	100, 125, 150*, 175*, 200*, 225* & 250mm*
Bearing surface	75mm
Order Code = SMH/D/width x depth(block size) i.e. SMH/D/50x200 (100 straddle)	



* Please note: As standard all hangers 150mm deep and above are manufactured 10mm less to allow for regularised timber and to ensure that joist levels are maintained.

Please specify the type of hanger required together with the following dimensions:

- a. Width
- b. Depth
- c. Internal length of top flange on Type R and Type D only. Type S top flange is 75mm.

SMH Box Quantities

	Timber Width										
Timber depth	38	44	47	50	63	75	88	91	100	125	150
100mm	50	40	40	40	40	40	30	30	30	n/a	n/a
125mm	45	40	40	40	40	30	30	30	20	15	n/a
150mm	40	40	40	40	40	25	25	25	20	15	15
175mm	30	30	30	30	30	20	20	20	20	15	10
200mm	25	25	25	25	25	20	20	20	15	10	10
225mm	25	25	25	25	25	20	20	20	15	10	10
250mm	25	25	25	25	20	15	15	15	15	10	10

SMH Characteristic Capacity (kN) - MINIMUM 3.5 n/mm² blockwork

	Joist Widths [mm]		
Timber depth	38 - 91	100	125 - 150
100mm	10	14	15
125mm	10	14	15
150mm	10	14	15
175mm	10	14	15
200mm	10	14	15
225mm	10	14	15
250mm	10	14	10

Installation Details

The back plate of the joist hanger must be flush against the supporting masonry.

A minimum of 675mm of cured masonry must be in position above the joist hanger flanges before any load is applied.

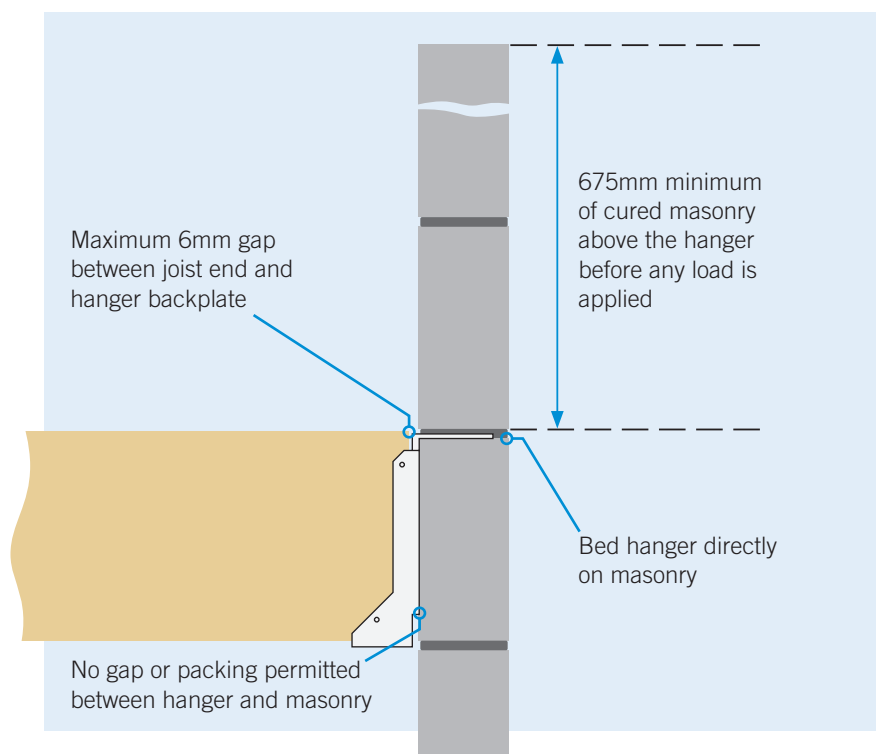
Timber joists should be cut square and butt up to the back face of the hanger with a maximum allowed gap of 6mm.

Nail to the timber joist through all pre-punched holes in each side gusset with BPC 30 x 3.75mm Sheradised square twist nails

It is recommended that ceiling joists are notched at the hanger base to achieve a level surface when using plasterboards.


Type 'R' return hangers and Type 'D' straddle hangers allow easy location and alignment of joists during construction.

Heavy Duty Restraint Straps must be used with all types of SMH joist hangers to provide lateral restraint.



Restraint Straps

Horizontal (heavy duty) and vertical (light duty) straps are multi holed at 25mm offset centres. Galvanised straps are manufactured from hot dipped galvanised steel to BS EN 10346:2009 DX51D + G275. Stainless steel straps to BS EN 10088-2 Grade 1.4301 are available to order.



Restraint Straps



Heavy duty restraint straps (galvanised edge coated) are suitable for horizontal restraint applications such as tying timber roofs and floors into masonry walls.

Light duty restraint straps can be used for vertical restraint applications, such as holding down wall plates to masonry.

Designed in accordance with The Building Regulations, BS5268 Part 3 and other building standards for vertical and horizontal restraint and tested to BS EN845-1.

Restraint straps should be fixed using either 50mm long no. 12 woodscrews (using wall plugs in masonry for vertical restraint) or 75mm x 4.0mm diameter galvanised nails into timber. Stainless steel screws or nails must be used when fixing stainless steel straps.

Restraint straps are available as galvanised or stainless steel and are supplied in packs of 10 (heavy duty) and 20 (light duty).

Please specify the following information when ordering:

- Product code H = Horizontal (heavy duty)
V = Vertical (light duty)
- Prefix product code with SS if stainless steel required
- Overall girth, and length of bends
- Position of twist (twist is approx. 50mm long)

e.g. H/1200/B150 = Horizontal/ o/a girth/bend 150
SS/V/1000/T100 = St. Steel / Vertical/ o/a girth/twist 100

Standard product includes one bend or twist. Additional bends/ twists/fishtails charged extra.

Increments of less than 100mm will be charged at the full rate e.g. 1050mm charged at 1100mm rate.



Product code	Dimensions [mm]			Load Bearing Capacity [kN]	Pack Quantity
	Thick-ness	Width	Length		
Horizontal Restraint Strap (heavy duty)	4	28	Available in 100mm increments from 100mm to 6000mm	8	10
Vertical Restraint Strap (light duty)	2.3	27	Available in 100mm increments from 100mm to 6000mm	4	20

Non-Standard Restraint Straps

Non-standard restraint straps are available hot dipped galvanised to BS EN 10346:2009 DX51D + G275, in the sections below and can be holed / bent / twisted to suit. Stainless steel available to order.

Available in the following sizes:


- 40 x 5mm
- 50 x 5mm
- 60 x 5mm
- 75 x 5mm
- 100 x 5mm

Non-standard sections available, price on application.





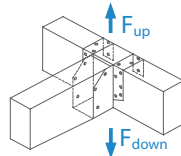
Timber to Timber Joist Hangers

Produced from galvanised steel to BS EN 10346:2009 DX51D + G275 as standard, or stainless steel available to order. Galvanised hangers must be fixed using 30mm x 3.75mm sheradised square twisted nails in all pre-punched holes.



A190 Light Duty Hanger (Short Leg)


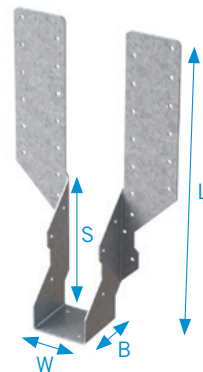
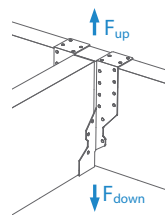
Lightweight hanger manufactured from 0.9mm thick galvanised steel. Suitable for joist depth up to 175mm. **Box quantity 100.**



Product code	Dimensions [mm]				Holes no. x Ø [mm]			Characteristic Capacity [kN] C24 timber F _{down}
	W	L	B	S	in leg length	in side plates	in bearing surface	
A190/38	38	190	50	71	20 x 4.0	6 x 4.0	2 x 4.0	6.3
A190/47	47	190	50	68	20 x 4.0	6 x 4.0	2 x 4.0	4.6
A190/50	50	190	50	65	20 x 4.0	6 x 4.0	2 x 4.0	5.0

A270 Light Duty Hanger (Standard Leg)

A lightweight galvanised joist hanger manufactured from 0.9mm thick galvanised steel providing a strong connection and quick and easy installation. Designed with wider 50mm strap legs to enhance performance with increased nail spacing. Suitable for joist depths of 150 to 250mm. Leg length can be adjusted by wrapping over to suit joist height. Also suitable for face fixing. **Box quantity 100.**



Product code	Dimensions [mm]				Holes no. x Ø [mm]			Characteristic Capacity [kN]											
	W	L	B	S	in leg length	in side plates	in bearing surface	C16 timber				C24 timber				TR26 timber			
								Face fixed		Wrapped		Face fixed		Wrapped		Face fixed		Wrapped	
F _{up}	F _{down}	F _{up}	F _{down}	F _{up}	F _{down}	F _{up}	F _{down}	F _{up}	F _{down}	F _{up}	F _{down}	F _{up}	F _{down}	F _{up}	F _{down}	F _{up}	F _{down}		
A270/38	38	276	50	126	30 x 4.0	6 x 4.0	2 x 4.0	2.48	11.13	2.48	10.29	2.80	11.83	2.80	10.94	2.96	12.16	2.96	11.25
A270/44	44	273	50	123	30 x 4.0	6 x 4.0	2 x 4.0	2.79	11.13	2.79	10.75	3.15	11.83	3.15	11.40	3.33	12.16	3.33	11.71
A270/47	47	272	50	122	30 x 4.0	6 x 4.0	2 x 4.0	2.79	11.13	2.79	10.75	3.15	11.83	3.15	11.40	3.33	12.16	3.33	11.71
A270/50	50	270	50	120	30 x 4.0	6 x 4.0	2 x 4.0	2.79	11.13	2.79	11.20	3.15	11.83	3.15	11.86	3.33	12.16	3.33	12.18
A270/63	63	264	50	114	30 x 4.0	6 x 4.0	2 x 4.0	2.79	13.05	2.79	12.18	3.15	13.78	3.15	12.86	3.33	14.13	3.33	13.18
A270/75	75	258	50	108	30 x 4.0	6 x 4.0	2 x 4.0	2.79	12.46	2.79	12.32	3.15	13.16	3.15	13.01	3.33	13.49	3.33	13.34
A270/88	88	252	50	102	30 x 4.0	6 x 4.0	2 x 4.0	2.79	12.46	2.79	12.32	3.15	13.16	3.15	13.01	3.33	13.49	3.33	13.34
A270/91	91	250	50	100	30 x 4.0	6 x 4.0	2 x 4.0	2.79	12.46	2.79	12.32	3.15	13.16	3.15	13.01	3.33	13.49	3.33	13.34
A270/100	100	245	50	95	30 x 4.0	6 x 4.0	2 x 4.0	2.79	12.46	2.79	12.62	3.15	13.16	3.15	13.33	3.33	13.49	3.33	13.66


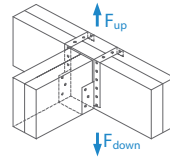
Fix using either Type A or Type B fixings in all pre-punched holes:

- Type A, 30 x 3.75mm Sheradised Square Twist Nails usually supplied loose for manual fixing.
- Type B, 35 x 3.75mm Sheradised Square Twist Nails usually collated for nail gun fixing.


B340 Medium Duty Hanger (Standard Leg)

Manufactured from 1.2mm thick galvanised steel with 50mm wide legs, suitable for joist depths of up to 250mm. Design features a location tab on the hanger base, designed to allow quick and accurate alignment of the hanger.

Box quantity 50.



Product code	Dimensions [mm]				Holes no. x Ø [mm]			Characteristic Capacity [kN]	
	W	L	B	S	in leg length	in side plate	in bearing surface	C16, C24 or TR26 timber	
								Type A or Type B nails	
F _{up}	F _{down}								
B340/38	38	345	50	120	26 x 4.0	6 x 4.0	2 x 4.0	2.47	15.00
B340/44	44	342	50	117	26 x 4.0	6 x 4.0	2 x 4.0	2.76	15.00
B340/47	47	341	50	116	26 x 4.0	6 x 4.0	2 x 4.0	2.76	15.00
B340/50	50	340	50	114	26 x 4.0	6 x 4.0	2 x 4.0	2.76	15.00
B340/63	63	335	50	108	26 x 4.0	6 x 4.0	2 x 4.0	2.76	15.00
B340/75	75	345	50	120	26 x 4.0	6 x 4.0	2 x 4.0	2.76	15.00
B340/88	88	338	50	114	26 x 4.0	6 x 4.0	2 x 4.0	2.76	15.00
B340/91	91	337	50	113	26 x 4.0	6 x 4.0	2 x 4.0	2.76	15.00
B340/100	100	333	50	108	26 x 4.0	6 x 4.0	2 x 4.0	2.76	15.00
B340/125	125	345	50	120	26 x 4.0	6 x 4.0	2 x 4.0	2.76	15.00
B340/150	150	333	50	108	26 x 4.0	6 x 4.0	2 x 4.0	2.76	15.00

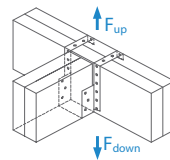


Fix using either Type A or Type B fixings in all pre-punched holes:


- Type A, 30 x 3.75mm Sheradised Square Twist Nails usually supplied loose for manual fixing.
- Type B, 35 x 3.75mm Sheradised Square Twist Nails usually collated for nail gun fixing.

B460 Medium Duty Hanger (Long Leg)

Manufactured from 1.2mm thick pre-galvanised steel with 50mm wide legs, suitable for solid joist or I-Beam applications, either face fixed or wrapped over supporting joists. For loft conversion applications where the hanger extends below the supporting beam, a maximum drop of 75mm is recommended. **Box quantity 50.**



Product code	Dimensions [mm]				Holes no. x Ø [mm]			Characteristic Capacity [kN]	
	W	L	B	S	in leg length	in side plate	in bearing surface	C16, C24 or TR26 timber	
								Type A or Type B nails	
F _{up}	F _{down}								
B460/38	38	483	50	186	34 x 4.0	8 x 4.0	2 x 4.0	3.71	18.00
B460/44	44	480	50	183	34 x 4.0	8 x 4.0	2 x 4.0	4.14	18.00
B460/47	47	479	50	182	34 x 4.0	8 x 4.0	2 x 4.0	4.14	18.00
B460/50	50	477	50	180	34 x 4.0	8 x 4.0	2 x 4.0	4.14	18.00
B460/63	63	471	50	174	34 x 4.0	8 x 4.0	2 x 4.0	4.14	18.00
B460/75	75	465	50	168	34 x 4.0	8 x 4.0	2 x 4.0	4.14	18.00
B460/88	88	458	50	161	34 x 4.0	8 x 4.0	2 x 4.0	4.14	18.00
B460/91	91	456	50	159	34 x 4.0	8 x 4.0	2 x 4.0	4.14	18.00
B460/100	100	452	50	155	34 x 4.0	8 x 4.0	2 x 4.0	4.14	18.00
B460/125	125	440	50	143	34 x 4.0	8 x 4.0	2 x 4.0	4.14	18.00
B460/150	150	427	50	130	34 x 4.0	8 x 4.0	2 x 4.0	4.14	18.00


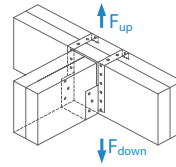


Fix using either Type A or Type B fixings in all pre-punched holes:


- Type A, 30 x 3.75mm Sheradised Square Twist Nails usually supplied loose for manual fixing.
- Type B, 35 x 3.75mm Sheradised Square Twist Nails usually collated for nail gun fixing.

B610 Medium Duty Hanger (Long Leg)

Manufactured from 1.5mm thick pre-galvanised steel with 50mm wide legs, suitable for solid joist or I-Beam applications, either face fixed or wrapped over supporting joists. For loft conversion applications where the hanger extends below the supporting beam, a maximum drop of 75mm is recommended. Design features a location tab on the hanger base, designed to allow quick and accurate alignment of the hanger. **Box quantity 10.**



Product code	Dimensions [mm]				Holes no. x Ø [mm]			Characteristic Capacity [kN]	
	W	L	B	S	in leg length	in side plate	in bearing surface	C16, C24 or TR26 timber	
								Type A or Type B nails	
F _{up}	F _{down}								
B610/38	38	608	50	184	46 x 4.0	10 x 4.0	2 x 4.0	3.70	17.00
B610/44	44	605	50	181	46 x 4.0	10 x 4.0	2 x 4.0	4.10	17.00
B610/47	47	604	50	180	46 x 4.0	10 x 4.0	2 x 4.0	4.10	20.00
B610/50	50	602	50	178	46 x 4.0	10 x 4.0	2 x 4.0	4.10	20.00
B610/63	63	596	50	172	46 x 4.0	10 x 4.0	2 x 4.0	4.10	20.00
B610/75	75	608	50	184	46 x 4.0	10 x 4.0	2 x 4.0	4.10	20.00
B610/88	88	602	50	176	46 x 4.0	10 x 4.0	2 x 4.0	4.10	20.00
B610/91	91	600	50	174	46 x 4.0	10 x 4.0	2 x 4.0	4.10	20.00
B610/100	100	596	50	172	46 x 4.0	10 x 4.0	2 x 4.0	4.10	20.00
B610/125	125	608	50	184	46 x 4.0	10 x 4.0	2 x 4.0	4.10	20.00
B610/150	150	596	50	172	46 x 4.0	10 x 4.0	2 x 4.0	4.10	20.00


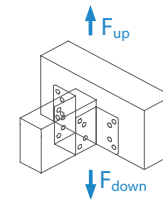


Fix using either Type A or Type B fixings in all pre-punched holes:


- Type A, 30 x 3.75mm Sheradised Square Twist Nails usually supplied loose for manual fixing.
- Type B, 35 x 3.75mm Sheradised Square Twist Nails usually collated for nail gun fixing.

MINI Mini Hanger

Ideal for trimming around ceiling hatches and other similar light duty applications. Manufactured from 0.8mm thick galvanised steel. Suitable for timber depth up to 100mm. **Box quantity 250.**



Product code	Dimensions [mm]			Holes no. x Ø [mm]		
	W	L	B	in leg length	in side plate	in bearing surface
MINI/38	38	71	40	8 x 4.0	8 x 4.0	-
MINI/44	44	68	40	8 x 4.0	8 x 4.0	-
MINI/47	47	67	40	8 x 4.0	8 x 4.0	-
MINI/50	50	65	40	8 x 4.0	8 x 4.0	-




Product code	Characteristic Capacity [kN]											
	C16 timber				C24 timber				TR26 timber			
	Type A nails		Type B nails		Type A nails		Type B nails		Type A nails		Type B nails	
	F _{up}	F _{down}	F _{up}	F _{down}	F _{up}	F _{down}	F _{up}	F _{down}	F _{up}	F _{down}	F _{up}	F _{down}
MINI/38	2.48	5.59	2.60	6.55	2.80	6.32	2.94	7.40	2.96	6.68	3.11	7.82
MINI/44	2.80	5.59	3.02	6.55	3.16	6.32	3.41	7.40	3.34	6.68	3.60	7.82
MINI/47	2.80	5.59	3.22	6.55	3.16	6.32	3.64	7.40	3.34	6.68	3.85	7.82
MINI/50	2.80	5.59	3.28	6.55	3.16	6.32	3.70	7.40	3.34	6.68	3.91	7.82

Fix using either Type A or Type B fixings in all pre-punched holes:

- Type A, 30 x 3.75mm Sheradised Square Twist Nails usually supplied loose for manual fixing.
- Type B, 35 x 3.75mm Sheradised Square Twist Nails usually collated for nail gun fixing.

Timber Engineering Hardware

A comprehensive range of connectors produced from galvanised steel to BS EN 10346:2009 +G275 as standard or stainless steel to order. Galvanised hangers must be fixed using 30 x 3.75mm sheradised square twisted nails in all pre-punched holes.




TC Truss Clip

Truss Clips provide an inexpensive and effective method of fixing trussed rafters to wallplates as recommended in BS 5268 : Part 3. Manufactured from 0.9mm thick galvanised steel. Can also be used for general applications as a multi-purpose connector to provide restraint whenever two timber members cross. **Box quantity 100.**



Product code	Dimensions [mm]			Holes no. x Ø [mm]		Characteristic Capacity [kN]
	W	L	B	Plate 1	Plate 2	
TC/38	38	110	29	7 x 4.0 2 x 8.0	10 x 4.0	3.50
TC/44	44	110	29	7 x 4.0 2 x 8.0	10 x 4.0	3.75
TC/47	47	110	29	7 x 4.0 2 x 8.0	10 x 4.0	3.75
TC/50	50	110	29	7 x 4.0 2 x 8.0	10 x 4.0	3.75



Fix using either Type A or Type B fixings in all pre-punched holes:


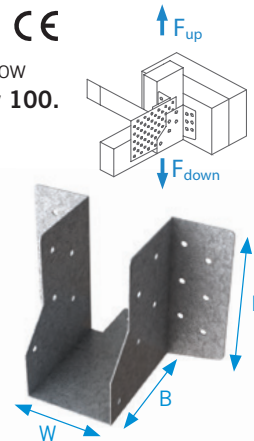
- Type A, 30 x 3.75mm Sheradised Square Twist Nails usually supplied loose for manual fixing.
- Type B, 35 x 3.75mm Sheradised Square Twist Nails usually collated for nail gun fixing.

MTS Mono Truss Shoe

Designed for use in a mono / short span / infill truss to girder connection in a low load situation. Manufactured from 0.9mm thick galvanised steel. **Box quantity 100.**



Product code	Dimensions [mm]			Holes no. x Ø [mm]		
	W	L	B	in leg length	in side plate	in bearing surface
MTS/500/38	38	90	75	12 x 4.0	10 x 4.0	2 x 4.0
MTS/500/44	44	86	75	12 x 4.0	10 x 4.0	2 x 4.0
MTS/500/47	47	85	75	12 x 4.0	10 x 4.0	2 x 4.0
MTS/500/50	50	84	75	12 x 4.0	10 x 4.0	2 x 4.0



Product code	Characteristic Capacity [kN]											
	C16 timber				C24 timber				TR26 timber			
	Type A nails		Type B nails		Type A nails		Type B nails		Type A nails		Type B nails	
	F _{up}	F _{down}	F _{up}	F _{down}	F _{up}	F _{down}	F _{up}	F _{down}	F _{up}	F _{down}	F _{up}	F _{down}
MTS/500/38	3.72	7.63	4.83	8.95	4.20	8.62	4.41	10.10	4.44	9.11	4.66	10.68
MTS/500/44	3.90	8.95	4.18	7.63	4.72	8.62	5.10	10.10	4.99	9.11	5.39	10.68
MTS/500/47	4.18	7.63	4.18	7.63	4.72	8.62	5.45	10.10	4.99	9.11	5.76	10.68
MTS/500/50	4.52	8.95	4.90	8.95	4.72	8.62	5.53	10.10	4.99	9.11	5.85	10.68


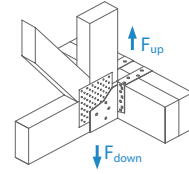
Fix using either Type A or Type B fixings in all pre-punched holes:

- Type A, 30 x 3.75mm Sheradised Square Twist Nails usually supplied loose for manual fixing.
- Type B, 35 x 3.75mm Sheradised Square Twist Nails usually collated for nail gun fixing.

GTS Girder Truss Shoe



Designed to provide a structural connection between a truss and a girder truss or beam. Manufactured from 1.2mm thick galvanised steel to BS EN 10346:2009 + G275. Features a location tab allowing easy accurate alignment of the hanger. Suitable for face fix or wrap-over fixing. **Box quantity 50.**

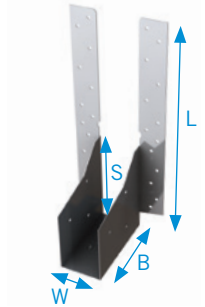


Product code	Dimensions [mm]				Holes no. x Ø [mm]		
	W	L	B	S	in leg length	in side plate	in bearing surface
GTS800/38	38	343	100	116	26 x 4.0	8 x 4.0	2 x 4.0
GTS800/44	44	343	100	116	26 x 4.0	8 x 4.0	2 x 4.0
GTS800/47	47	343	100	116	26 x 4.0	8 x 4.0	2 x 4.0
GTS800/50	50	343	100	116	26 x 4.0	8 x 4.0	2 x 4.0
GTS800/63	63	343	100	116	26 x 4.0	8 x 4.0	2 x 4.0
GTS800/75	75	343	100	116	26 x 4.0	8 x 4.0	2 x 4.0
GTS800/88	88	343	100	116	26 x 4.0	8 x 4.0	2 x 4.0
GTS800/91	91	343	100	116	26 x 4.0	8 x 4.0	2 x 4.0
GTS800/100	100	343	100	116	26 x 4.0	8 x 4.0	2 x 4.0

* Values may be used for wrapped over the top edge of the header.

Minimum 2 x 9 No. fasteners fixed in the header face and 2 x 3 No. fasteners fixed in the header top edge.

** Use C24 values for wrapped header plates.



Fix using either Type A or Type B fixings in all pre-punched holes:

- Type A, 30 x 3.75mm Sheradised Square Twist Nails usually supplied loose for manual fixing.
- Type B, 35 x 3.75mm Sheradised Square Twist Nails usually collated for nail gun fixing.


Product code	Characteristic Capacity [kN]											
	C16 timber				C24 timber*				TR26 timber**			
	Type A nails		Type B nails		Type A nails		Type B nails		Type A nails		Type B nails	
	F _{up}	F _{down}	F _{up}	F _{down}	F _{up}	F _{down}	F _{up}	F _{down}	F _{up}	F _{down}	F _{up}	F _{down}
GTS800/38	3.71	13.70	3.89	13.95	4.19	14.92	4.40	15.19	4.43	15.42	4.65	15.71
GTS800/44	4.14	14.27	4.51	14.77	4.67	15.56	5.09	16.12	4.94	16.10	5.38	16.69
GTS800/47	4.14	14.27	4.82	15.18	4.67	15.56	5.44	16.58	4.94	16.10	5.75	17.18
GTS800/50	4.14	14.27	4.86	15.23	4.67	15.56	5.48	16.64	4.94	16.10	5.80	17.25
GTS800/63	4.14	14.27	4.86	15.23	4.67	15.56	5.48	16.64	4.94	16.10	5.80	17.25
GTS800/75	4.14	14.27	4.86	15.23	4.67	15.56	5.48	16.64	4.94	16.10	5.80	17.25
GTS800/88	4.14	14.27	4.86	15.23	4.67	15.56	5.48	16.64	4.94	16.10	5.80	17.25
GTS800/91	4.14	14.27	4.86	15.23	4.67	15.56	5.48	16.64	4.94	16.10	5.80	17.25
GTS800/100	4.14	14.27	4.86	15.23	4.67	15.56	5.48	16.64	4.94	16.10	5.80	17.25

GS Glide Shoe



A purpose made galvanised metal bracket specifically designed to allow raised tie or scissor trussed rafters to achieve designed deflection, both horizontally and vertically. Available ex-stock in the sizes below.

Product code	Dimensions [mm]	Box Quantity
GS/38	38	100
GS/50	50	100
GS/75	75	50
GS/100	100	50
GS/150	150	50
GS/200	200	50

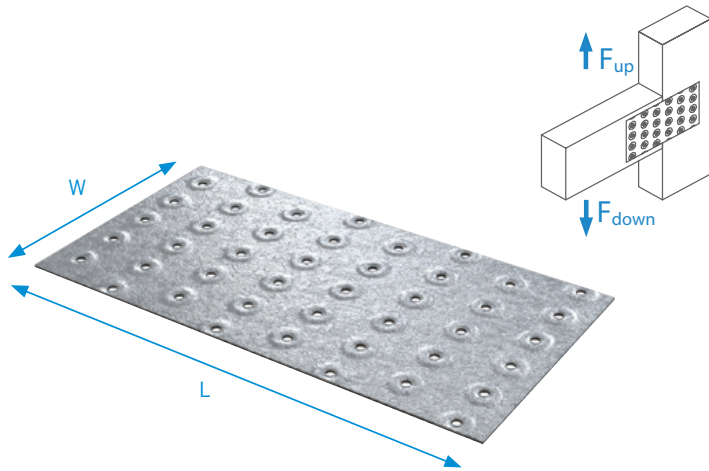


Other widths available to order.


NP Hand Nail Plate

A cost effective method of jointing structural timbers (such as site built trusses) simply by nailing through the pre-punched holes. Plates must be fixed on both sides of the timber. Manufactured from 0.9mm thick galvanised steel to BS EN 10346:2009 + G275.

The pressed dimple design adds strength and rigidity to the component whilst also assisting in the location of nails. Fix using BPC Sheradised Square Twisted Nails 30 x3.75mm.



Product code	Dimensions [mm]		Box Quantity
	W	L	
NP/50x150	50	150	250
NP/80x150	80	150	250
NP/80x200	80	200	200
NP/80x250	80	250	100
NP/80x300	80	300	100
NP/80x350	80	350	100
NP/80x400	80	400	100
NP/100x150	100	150	250
NP/100x200	100	200	100
NP/100x250	100	250	100
NP/100x300	100	300	100
NP/100x350	100	350	100
NP/100x400	100	400	100
NP/150x200	150	200	100
NP/150x250	150	250	100
NP/150x300	150	300	100
NP/150x350	150	350	100
NP/150x400	150	400	50
NP/200x200	200	200	25
NP/200x250	200	250	25
NP/200x300	200	300	25
NP/200x350	200	350	25
NP/200x400	200	400	25



Helical Tie Timber Frame Wall Tie



A 4.5mm new build wall tie for securing external masonry to timber frames. The first helical wall tie tested to EN846 for timber frame construction.

Box quantity 100.

Product code	Dimensions [mm]	
	Size	Cavity Width
HELI-4.5-ONE-170	170	up to 50
HELI-4.5-ONE-195	195	51 - 75
HELI-4.5-ONE-220	220	76 - 100
HELI-4.5-ONE-245	245	101 - 125
HELI-4.5-ONE-270	270	126 - 150
HELI-4.5-ONE-295	295	151 - 165



V61 Timber Frame Ties



A range of stainless steel brick to timber wall ties to suit 50 to 100mm cavity widths suitable for use in timber frame construction, allowing vertical movement. Tested as Type B (sound) and Type 6 (strength) to BS EN 845-1 in accordance with NHBC requirements. Supplied complete with 50x3.35mm stainless steel annular ring shank nails. **Box quantity 250.**

Product code	Dimensions [mm]	
	Cavity Width	Wall Tie Length
V61-125-STST	50	125
V61-150-STST	75	150
V61-175-STST	100	175



V62 High Movement Timber Frame Tie




Channel and strip tie system for use where the building height is 18m (5 - 7 stories). Maximum differential movement of 65mm. Fits cavities from 50mm to 150mm. Supplied with 50mm x 4mm stainless steel screws **Box quantity 250.**

Product code	Dimensions [mm]	
	Size	Cavity Width
V62-100-STST	100	50
V62-125-STST	125	75
V62-150-STST	150	100
V62-175-STST	175	125
V62-200-STST	200	150



Multi-Truss Hangers



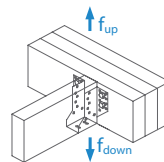
For use in heavy duty applications such as multiple truss units, main trimmer joists, purlin to beam connections or similar situations where unusually heavy loads occur. Manufactured from 1.5mm thick galvanised steel. Bolt hole to suit M12 fixing, nail holes 5mm diameter. Produced from galvanised steel to BS EN 10346:2009 + G275 as standard. Stainless steel hangers are available to order. Bearing surface on all multi-truss hangers is 75mm.



MTH/240 Multi-Truss Hanger



For use in heavy duty applications such as multiple truss units, main trimmer joists, purlin to beam connections or similar situations where unusually heavy loads occur. Bearing surface on all multi-truss hangers is 75mm. **Box quantity 50.**



Product code	Dimensions [mm]			Holes no. x Ø [mm]	
	W	L	B	In back plates	In side plates
MTH/240/38	38	103	75	14 x 5.0 2 x 13.0	12 x 5.0
MTH/240/44	44	100	75	14 x 5.0 2 x 13.0	12 x 5.0
MTH/240/47	47	98	75	14 x 5.0 2 x 13.0	12 x 5.0
MTH/240/50	50	97	75	14 x 5.0 2 x 13.0	12 x 5.0

Product code	Characteristic Capacity [kN]											
	C16 timber				C24 timber				TR26 timber			
	Type A nails		Type B nails		Type A nails		Type B nails		Type A nails		Type B nails	
	F _{up}	F _{down}	F _{up}	F _{down}	F _{up}	F _{down}	F _{up}	F _{down}	F _{up}	F _{down}	F _{up}	F _{down}
MTH/240/38	4.93	9.56	5.18	11.23	5.56	10.79	5.85	12.68	5.88	11.41	6.18	13.41
MTH/240/44	5.46	9.56	6.00	11.23	6.17	10.79	6.77	12.68	6.52	11.41	7.16	13.41
MTH/240/47	5.46	9.56	6.40	11.23	6.17	10.79	7.23	12.68	6.52	11.41	7.64	13.41
MTH/240/50	5.46	9.56	6.42	11.23	6.17	10.79	7.25	12.68	6.52	11.41	7.66	13.41

Values for C16 Type A nails are also valid for bolted connections. The header thickness should be checked by an engineer.

Fix using either Type A or Type B fixings in all pre-punched holes:

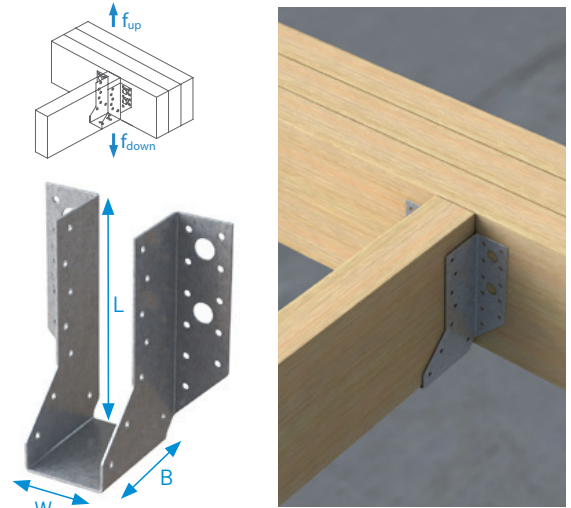
- Type A, 30 x 3.75mm Sheradised Square Twist Nails usually supplied loose for manual fixing.
- Type B, 35 x 3.75mm Sheradised Square Twist Nails usually collated for nail gun fixing.

MTH/340 Multi-Truss Hanger



For use in heavy duty applications such as multiple truss units, main trimmer joists, purlin to beam connections or similar situations where unusually heavy loads occur. Bearing surface on all multi-truss hangers is 75mm.

Box quantity 50.



Product code	Dimensions [mm]			Holes no. x Ø [mm]	
	W	L	B	In back plates	In side plates
MTH/340/38	38	153	75	22 x 5.0 4 x 13.0	16 x 5.0
MTH/340/44	44	150	75	22 x 5.0 4 x 13.0	16 x 5.0
MTH/340/47	47	148	75	22 x 5.0 4 x 13.0	16 x 5.0
MTH/340/50	50	147	75	22 x 5.0 4 x 13.0	16 x 5.0
MTH/340/63	63	140	75	22 x 5.0 4 x 13.0	16 x 5.0
MTH/340/75	75	134	75	22 x 5.0 4 x 13.0	16 x 5.0


Special non-standard widths available to order.

Product code	Characteristic Capacity [kN]											
	C16 timber				C24 timber				TR26 timber			
	Type A nails		Type B nails		Type A nails		Type B nails		Type A nails		Type B nails	
	F _{up}	F _{down}	F _{up}	F _{down}	F _{up}	F _{down}	F _{up}	F _{down}	F _{up}	F _{down}	F _{up}	F _{down}
MTH/340/38	8.63	15.02	9.06	17.65	9.74	16.95	10.23	19.93	10.29	17.92	10.82	21.07
MTH/340/44	9.56	15.02	10.49	17.65	10.79	16.95	11.85	19.93	11.41	17.92	12.52	21.07
MTH/340/47	9.56	15.02	11.21	17.65	10.79	16.95	12.65	19.93	11.41	17.92	13.38	21.07
MTH/340/50	9.56	15.02	11.23	17.65	10.79	16.95	12.68	19.93	11.41	17.92	13.41	21.07
MTH/340/63	8.19	15.02	9.63	17.65	9.25	16.95	10.87	19.93	9.78	17.92	11.49	21.07
MTH/340/75	8.19	15.02	9.63	17.65	9.25	16.95	10.87	19.93	9.78	17.92	11.49	21.07

Values are also valid for bolted connections. The header thickness should be checked by an engineer.

Fix using either Type A or Type B fixings in all pre-punched holes:


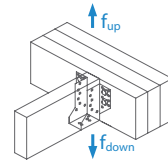
- Type A, 30 x 3.75mm Sheradised Square Twist Nails usually supplied loose for manual fixing.
- Type B, 35 x 3.75mm Sheradised Square Twist Nails usually collated for nail gun fixing.




MTH/380 Multi-Truss Hanger & MTH/CF/380 concealed flange



For use in heavy duty applications such as multiple truss units, main trimmer joists, purlin to beam connections or similar situations where unusually heavy loads occur. Bearing surface on all multi-truss hangers is 75mm. **Box quantity 50.**



Product code	Dimensions [mm]			Holes no. x Ø [mm]	
	W	L	B	In back plates	In side plates
MTH/380/38	38	170	75	22 x 5.0 4 x 13.0	16 x 5.0
MTH/380/44	44	170	75	22 x 5.0 4 x 13.0	16 x 5.0
MTH/380/47	47	168	75	22 x 5.0 4 x 13.0	16 x 5.0
MTH/380/50	50	167	75	22 x 5.0 4 x 13.0	16 x 5.0
MTH/380/63	63	160	75	22 x 5.0 4 x 13.0	16 x 5.0
MTH/380/75	75	154	75	22 x 5.0 4 x 13.0	16 x 5.0
MTH/380/88	88	148	75	22 x 5.0 4 x 13.0	16 x 5.0
MTH/380/91	91	146	75	22 x 5.0 4 x 13.0	16 x 5.0
MTH/380/100*	100	142	75	22 x 5.0 4 x 13.0	16 x 5.0



* Available as MTH/CF/380 with face plates folded inwards for concealed fixings.

Special non-standard widths available to order.


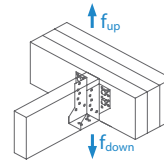
Product code	Characteristic Capacity [kN]											
	C16 timber				C24 timber				TR26 timber			
	Type A nails		Type B nails		Type A nails		Type B nails		Type A nails		Type B nails	
	F _{up}	F _{down}	F _{up}	F _{down}	F _{up}	F _{down}	F _{up}	F _{down}	F _{up}	F _{down}	F _{up}	F _{down}
MTH/380/38	8.63	15.02	9.06	17.65	9.74	16.95	10.23	19.93	10.29	17.92	10.82	21.07
MTH/380/44	9.56	15.02	10.49	17.65	10.79	16.95	11.85	19.93	11.41	17.92	12.52	21.07
MTH/380/47	9.56	15.02	11.21	17.65	10.79	16.95	12.65	19.93	11.41	17.92	13.38	21.07
MTH/380/50	9.56	15.02	11.23	17.65	10.79	16.95	12.68	19.93	11.41	17.92	13.41	21.07
MTH/380/63	9.56	15.02	11.23	17.65	10.79	16.95	12.68	19.93	11.41	17.92	13.41	21.07
MTH/380/75	9.56	15.02	11.23	17.65	10.79	16.95	12.68	19.93	11.41	17.92	13.41	21.07
MTH/380/88	9.56	15.02	11.23	17.65	10.79	16.95	12.68	19.93	11.41	17.92	13.41	21.07
MTH/380/91	9.56	15.02	11.23	17.65	10.79	16.95	12.68	19.93	11.41	17.92	13.41	21.07
MTH/380/100*	8.19	15.02	9.63	17.65	9.25	16.95	10.87	19.93	9.78	17.92	11.49	21.07

Use MTH/340 values for bolted connections. The header thickness should be checked by an engineer.

Fix using either Type A or Type B fixings in all pre-punched holes:


- Type A, 30 x 3.75mm Sheradised Square Twist Nails usually supplied loose for manual fixing.
- Type B, 35 x 3.75mm Sheradised Square Twist Nails usually collated for nail gun fixing.

MTH/500 Multi-Truss Hanger & MTH/CF/500 concealed flange



For use in heavy duty applications such as multiple truss units, main trimmer joists, purlin to beam connections or similar situations where unusually heavy loads occur. Bearing surface on all multi-truss hangers is 75mm. **Box quantity 25.**

Product code	Dimensions [mm]			Holes no. x Ø [mm]	
	W	L	B	In back plates	In side plates
MTH/500/38	38	231	75	30 x 5.0 6 x 13.0	20 x 5.0
MTH/500/44	44	228	75	30 x 5.0 6 x 13.0	20 x 5.0
MTH/500/47	47	226	75	30 x 5.0 6 x 13.0	20 x 5.0
MTH/500/50	50	225	75	30 x 5.0 6 x 13.0	20 x 5.0
MTH/500/63	63	218	75	30 x 5.0 6 x 13.0	20 x 5.0
MTH/500/75	75	212	75	30 x 5.0 6 x 13.0	20 x 5.0
MTH/500/88	88	206	75	30 x 5.0 6 x 13.0	20 x 5.0
MTH/500/91	91	204	75	30 x 5.0 6 x 13.0	20 x 5.0
MTH/500/100*	100	200	75	30 x 5.0 6 x 13.0	20 x 5.0
MTH/500/125*	125	187	75	30 x 5.0 6 x 13.0	20 x 5.0
MTH/500/150*	150	175	75	30 x 5.0 6 x 13.0	20 x 5.0



* Available as MTH/CF/500 with face plates folded inwards for concealed fixings.

Special non-standard widths available to order.


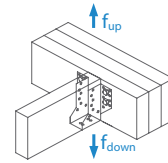
Product code	Characteristic Capacity [kN]											
	C16 timber				C24 timber				TR26 timber			
	Type A nails		Type B nails		Type A nails		Type B nails		Type A nails		Type B nails	
	F _{up}	F _{down}	F _{up}	F _{down}	F _{up}	F _{down}	F _{up}	F _{down}	F _{up}	F _{down}	F _{up}	F _{down}
MTH/500/38	11.09	20.48	11.65	21.73	12.52	23.12	13.15	23.99	13.24	24.26	13.91	25.01
MTH/500/44	12.29	20.48	13.49	23.78	13.87	23.12	15.23	26.29	14.66	24.44	16.10	27.45
MTH/500/47	12.29	20.48	14.41	24.07	13.87	23.12	16.27	27.17	14.66	24.44	17.20	28.67
MTH/500/50	12.29	20.48	14.44	24.07	13.87	23.12	16.30	27.17	14.66	24.44	17.24	28.71
MTH/500/63	12.29	20.48	14.44	24.07	13.87	23.12	16.30	27.17	14.66	24.44	17.24	28.71
MTH/500/75	12.29	20.48	14.44	24.07	13.87	23.12	16.30	27.17	14.66	24.44	17.24	28.71
MTH/500/88	12.29	20.48	14.44	24.07	13.87	23.12	16.30	27.17	14.66	24.44	17.24	28.71
MTH/500/91	12.29	20.48	14.44	24.07	13.87	23.12	16.30	27.17	14.66	24.44	17.24	28.71
MTH/500/100*	12.29	20.48	14.44	24.07	13.87	23.12	16.30	27.17	14.66	24.44	17.24	28.71
MTH/500/125*	12.29	20.48	14.44	24.07	13.87	23.12	16.30	27.17	14.66	24.44	17.24	28.71
MTH/500/150*	10.92	20.48	12.84	24.07	12.33	23.12	14.49	27.17	13.03	24.44	15.32	28.71

Use MTH/380 values for bolted connections. The header thickness should be checked by an engineer.

Fix using either Type A or Type B fixings in all pre-punched holes:


- Type A, 30 x 3.75mm Sheradised Square Twist Nails usually supplied loose for manual fixing.
- Type B, 35 x 3.75mm Sheradised Square Twist Nails usually collated for nail gun fixing.

MTH/620 Multi-Truss Hanger & MTH/CF/620 concealed flange



For use in heavy duty applications such as multiple truss units, main trimmer joists, purlin to beam connections or similar situations where unusually heavy loads occur. Bearing surface on all multi-truss hangers is 75mm. **Box quantity 25.**

Product code	Dimensions [mm]			Holes no. x Ø [mm]	
	W	L	B	In back plates	In side plates
MTH/620/38	38	293	75	42 x 5.0 8 x 13.0	26 x 5.0
MTH/620/44	44	290	75	42 x 5.0 8 x 13.0	26 x 5.0
MTH/620/47	47	288	75	42 x 5.0 8 x 13.0	26 x 5.0
MTH/620/50	50	287	75	42 x 5.0 8 x 13.0	26 x 5.0
MTH/620/63	63	280	75	42 x 5.0 8 x 13.0	26 x 5.0
MTH/620/75	75	274	75	42 x 5.0 8 x 13.0	26 x 5.0
MTH/620/88	88	268	75	42 x 5.0 8 x 13.0	26 x 5.0
MTH/620/91	91	266	75	42 x 5.0 8 x 13.0	26 x 5.0
MTH/620/100*	100	262	75	42 x 5.0 8 x 13.0	26 x 5.0
MTH/620/125*	125	249	75	42 x 5.0 8 x 13.0	26 x 5.0
MTH/620/150*	150	237	75	42 x 5.0 8 x 13.0	26 x 5.0



* Available as MTH/CF/620 with face plates folded inwards for concealed fixings.

Special non-standard widths available to order.

Product code	Characteristic Capacity [kN]											
	C16 timber				C24 timber				TR26 timber			
	Type A nails		Type B nails		Type A nails		Type B nails		Type A nails		Type B nails	
	F _{up}	F _{down}	F _{up}	F _{down}	F _{up}	F _{down}	F _{up}	F _{down}	F _{up}	F _{down}	F _{up}	F _{down}
MTH/620/38	14.79	24.81	15.53	25.62	16.69	27.45	17.54	28.37	17.65	28.67	18.54	29.64
MTH/620/44	16.38	26.54	17.99	28.28	18.49	29.40	20.31	31.37	19.55	30.74	21.47	32.81
MTH/620/47	16.38	26.54	19.21	29.60	18.49	29.40	21.69	32.87	19.55	30.74	22.93	34.40
MTH/620/50	16.38	26.54	19.25	29.65	18.49	29.40	21.74	32.92	19.55	30.74	22.98	34.45
MTH/620/63	16.38	26.54	19.25	29.65	18.49	29.40	21.74	32.92	19.55	30.74	22.98	34.45
MTH/620/75	16.38	26.54	19.25	29.65	18.49	29.40	21.74	32.92	19.55	30.74	22.98	34.45
MTH/620/88	16.38	26.54	19.25	29.65	18.49	29.40	21.74	32.92	19.55	30.74	22.98	34.45
MTH/620/91	16.38	26.54	19.25	29.65	18.49	29.40	21.74	32.92	19.55	30.74	22.98	34.45
MTH/620/100*	16.38	26.54	19.25	29.65	18.49	29.40	21.74	32.92	19.55	30.74	22.98	34.45
MTH/620/125*	16.38	26.54	19.25	29.65	18.49	29.40	21.74	32.92	19.55	30.74	22.98	34.45
MTH/620/150*	16.38	26.54	19.25	29.65	18.49	29.40	21.74	32.92	19.55	30.74	22.98	34.45

Values are also valid for bolted connections. The header thickness should be checked by an engineer.

Fix using either Type A or Type B fixings in all pre-punched holes:

- Type A, 30 x 3.75mm Sheradised Square Twist Nails usually supplied loose for manual fixing.
- Type B, 35 x 3.75mm Sheradised Square Twist Nails usually collated for nail gun fixing.


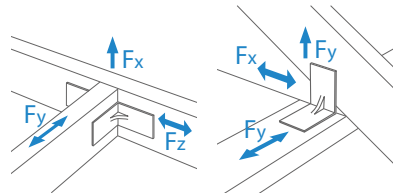
Angle Brackets

Produced from galvanised steel to BS EN 10346:2009 + G275 as standard, or stainless steel grade 304 to BS EN 10088-2 Grade 1.4301, available to order.




AP Angle Plate

A versatile range of 2.5mm thick galvanised brackets and plates, suitable for nail or screw fixing, used to strengthen timber joints. AP/664 also available in stainless steel material from stock. **Box quantity 100.**



Product code	Dimensions [mm]			Holes no. x Ø [mm]		Box Quantity
	L	L2	W	Plate 1	Plate 2	
AP/442/25PK	40	40	20	2 x 5.0	2 x 5.0	10 x 25PK
AP/444	40	40	40	3 x 5.0	3 x 5.0	100
AP/664	60	60	40	5 x 5.0	5 x 5.0	100
AP/666	60	60	60	8 x 5.0	7 x 5.0	100
AP/888	80	80	80	14 x 5.0	14 x 5.0	100
AP/60x200F	200	-	60	25 x 5.0	-	100



Product code	Characteristic Capacity [kN] - Per pair																	
	C16 timber						C24 timber						TR26 timber					
	Type A nails			Type B nails			Type A nails			Type B nails			Type A nails			Type B nails		
	F _{x,k}	F _{y,k}	F _{z,k}	F _{x,k}	F _{y,k}	F _{z,k}	F _{x,k}	F _{y,k}	F _{z,k}	F _{x,k}	F _{y,k}	F _{z,k}	F _{x,k}	F _{y,k}	F _{z,k}	F _{x,k}	F _{y,k}	F _{z,k}
AP/442	1.44	0.84	2.10	1.69	1.52	2.73	1.60	0.94	2.34	1.87	1.72	3.05	1.68	1.00	2.45	1.96	1.82	3.20
AP/444	2.34	1.25	3.15	2.74	2.29	4.09	2.60	1.42	3.51	3.04	2.58	4.57	2.72	1.50	3.68	3.19	2.73	4.80
AP/664	4.43	2.09	5.25	5.17	3.81	6.82	4.90	2.36	5.84	5.74	4.30	7.51	5.14	2.47	6.12	6.03	4.55	7.74
AP/666	5.71	2.93	7.56	6.67	5.34	9.13	6.32	3.30	8.39	7.41	6.03	9.90	6.63	3.49	8.76	7.78	6.37	10.21
AP/888	12.26	5.34	10.57	14.32	8.06	11.93	13.58	5.75	11.30	15.91	8.66	12.75	14.24	5.96	11.57	16.70	8.97	13.07

The characteristic load-carrying capacities stated above refer to brackets used in pairs, in timber to timber connections.


Fix using either Type A or Type B fixings in all pre-punched holes:

- Type A, 30 x 3.75mm Sheradised Square Twist Nails usually supplied loose for manual fixing.
- Type B, 35 x 3.75mm Sheradised Square Twist Nails usually collated for nail gun fixing.

NPAB Nail Plate Angle

A light duty 0.9mm thick perforated angle with reinforced holes.

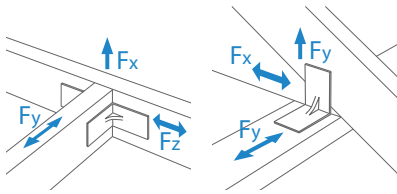
Product code	Dimensions [mm]			Box Quantity
	L	L2	W	
NPAB/50x50	50	50	50	200
NPAB/75x75	75	75	75	200
NPAB/100x100	100	100	100	100



AB & ABL Angle Brackets



A versatile reinforced bracket for use in 90 degree connections allowing for use of nails, screws and / or bolts and coach screws. Manufactured from 2.5mm thick galvanised steel to BS EN 10346:2009 + G275. Stainless steel grade 304 austenitic to BS EN 10088-2 Grade 1.4301 available from stock in all sizes.



AB Angle Brackets (Reinforced rib)

*AB brackets are manufactured with a reinforcing rib in the fold

Product code	Dimensions [mm]			Holes no. x Ø [mm]				Box Quantity
	L	L2	W	Plate 1 (L)		Plate 2 (L2)		
				Holes	Slots	Holes	Slots	
AB/60x40*	60	40	60	7 × 4.5	1 × 11.0 × 30.0	5 × 4.5 2 × 7.0	1 × 11.0 × 11.0	100
AB/90x90*	90	90	60	9 × 4.5 2 × 9.0	1 × 11.0 × 30.0	8 × 4.5 2 × 9.0	1 × 11.0 × 11.0	100
AB/150x90*	150	90	60	13 × 4.5 2 × 9.0 1 × 11.0	1 × 11.0 × 30.0	8 × 4.5 2 × 9.0	1 × 11.0 × 30.0	100
AB/150x150*	150	150	60	13 × 4.5 2 × 9.0	2 × 11.0 × 30.0	13 × 4.5 2 × 9.0 1 × 11.0	1 × 11.0 × 30.0	50

Product code	Characteristic Capacity [kN] - Per pair																	
	C16 timber						C24 timber						TR26 timber					
	Type A nails			Type B nails			Type A nails			Type B nails			Type A nails			Type B nails		
	F _{x,k}	F _{y,k}	F _{z,k}	F _{x,k}	F _{y,k}	F _{z,k}	F _{x,k}	F _{y,k}	F _{z,k}	F _{x,k}	F _{y,k}	F _{z,k}	F _{x,k}	F _{y,k}	F _{z,k}	F _{x,k}	F _{y,k}	F _{z,k}
AB/60x40	4.10	2.09	5.67	4.78	3.81	7.59	4.54	2.36	6.31	5.31	4.14	7.53	4.76	2.49	6.63	5.58	4.26	7.86
AB/90x90	8.26	2.75	7.84	9.65	4.62	8.77	9.15	3.49	8.64	10.72	4.90	9.34	9.59	3.60	8.83	11.25	5.04	9.55
AB/150x90	8.26	2.96	7.95	9.65	4.62	8.77	9.15	3.49	8.64	10.72	4.90	9.34	9.59	3.60	8.83	11.25	5.04	9.55
AB/150x150	8.26	3.38	8.15	9.65	4.62	8.77	9.15	3.49	8.64	10.72	4.90	9.34	9.59	3.60	8.83	11.25	5.04	9.55

The characteristic load-carrying capacities stated above refer to brackets used in pairs, in timber to timber connections.

Fix using either Type A or Type B fixings in all pre-punched holes:

- Type A, 30 x 3.75mm Sheradised Square Twist Nails usually supplied loose for manual fixing.
- Type B, 35 x 3.75mm Sheradised Square Twist Nails usually collated for nail gun fixing.

ABL Angle Brackets (No rib)

Product code	Dimensions [mm]			Holes no. x Ø [mm]				Box Quantity
	L	L2	W	Plate 1 (L)		Plate 2 (L2)		
				Holes	Slots	Holes	Slots	
ABL/50x50	50	50	60	7 × 4.5	1 × 11.0 × 30.0	5 × 4.5 2 × 7.0	1 × 11.0 × 30.0	100
ABL/60x40	60	40	60	7 × 4.5	1 × 11.0 × 30.0	5 × 4.5 2 × 7.0	1 × 11.0 × 30.0	100
ABL/90x90	90	90	60	8 × 4.5 2 × 9.0	1 × 11.0 × 30.0	8 × 4.5 2 × 9.0	1 × 11.0 × 30.0	100
ABL/150x90	150	90	60	13 × 4.5 2 × 9.0	2 × 11.0 × 30.0	8 × 4.5 2 × 9.0	1 × 11.0 × 30.0	100
ABL/150x150	150	150	60	13 × 4.5 2 × 9.0	2 × 11.0 × 30.0	13 × 4.5 2 × 9.0	2 × 11.0 × 30.0	50

Product code	Characteristic Capacity [kN] - Per pair																	
	C16 timber						C24 timber						TR26 timber					
	Type A nails			Type B nails			Type A nails			Type B nails			Type A nails			Type B nails		
	F _{x,k}	F _{y,k}	F _{z,k}	F _{x,k}	F _{y,k}	F _{z,k}	F _{x,k}	F _{y,k}	F _{z,k}	F _{x,k}	F _{y,k}	F _{z,k}	F _{x,k}	F _{y,k}	F _{z,k}	F _{x,k}	F _{y,k}	F _{z,k}
ABL/50x50	3.41	2.09	5.67	3.99	3.81	7.03	3.78	2.36	6.31	4.43	4.30	7.72	3.96	2.49	6.63	4.65	4.55	8.06
ABL/60x40	4.10	2.09	5.67	4.78	3.42	6.63	4.54	2.36	6.31	5.31	3.66	7.29	4.76	2.49	6.63	5.58	3.78	7.62
ABL/90x90	8.26	2.88	7.90	9.65	4.04	8.48	9.15	3.09	8.43	10.72	4.32	9.05	9.59	3.19	8.62	11.25	4.46	9.25
ABL/150x90	8.26	2.88	7.90	9.65	4.07	8.50	9.15	3.09	8.43	10.72	4.36	9.07	9.59	3.19	8.62	11.25	4.50	9.27
ABL/150x150	8.26	2.88	7.90	9.65	4.07	8.50	9.15	3.09	8.43	10.72	4.36	9.07	9.59	3.19	8.62	11.25	4.50	9.27

The characteristic load-carrying capacities stated above refer to brackets used in pairs, in timber to timber connections.

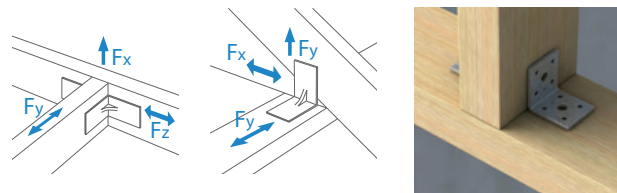
Fix using either Type A or Type B fixings in all pre-punched holes:

- Type A, 30 x 3.75mm Sheradised Square Twist Nails usually supplied loose for manual fixing.
- Type B, 35 x 3.75mm Sheradised Square Twist Nails usually collated for nail gun fixing.

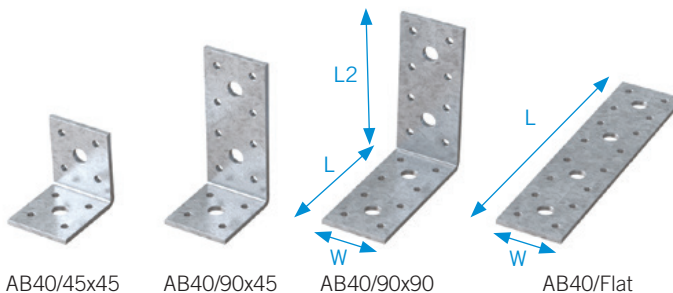
AB40 Heavy Duty Angle Brackets



Manufactured from heavy duty 3mm thick galvanised steel, these 40mm wide brackets and plates provide a strong connection allowing for the use of bolts, nails, screws and coach screws. Suitable for timber to timber, timber to masonry and timber to steel applications. **Box quantity 100.**



Product code	Dimensions [mm]			Holes no. x Ø [mm]	
	W	L	L2	Plate 1 (L)	Plate 2 (L2)
AB40/45x45	40	45	45	4 × 5.0 1 × 10.0	4 × 5.0 1 × 10.0
AB40/90x45	40	90	45	8 × 5.0 2 × 10.0	4 × 5.0 1 × 10.0
AB40/90x90	40	90	90	8 × 5.0 2 × 10.0	8 × 5.0 2 × 10.0
AB40/175Flat	40	175	-	16 × 5.0 4 × 10.0	




Product code	Characteristic Capacity [kN] - Per pair																	
	C16 timber						C24 timber						TR26 timber					
	Type A nails			Type B nails			Type A nails			Type B nails			Type A nails			Type B nails		
	F _{x,k}	F _{y,k}	F _{z,k}	F _{x,k}	F _{y,k}	F _{z,k}	F _{x,k}	F _{y,k}	F _{z,k}	F _{x,k}	F _{y,k}	F _{z,k}	F _{x,k}	F _{y,k}	F _{z,k}	F _{x,k}	F _{y,k}	F _{z,k}
AB40/45x45	3.37	1.44	4.49	3.94	3.00	5.90	3.70	1.62	4.95	4.34	3.38	6.55	3.86	1.71	5.18	4.54	3.58	6.87
AB40/90x45	3.58	1.44	5.14	4.19	3.00	6.51	3.93	1.62	5.60	4.62	3.38	7.11	4.11	1.71	5.83	4.83	3.58	7.40
AB40/90x90	6.76	2.75	7.41	7.91	4.22	8.14	7.42	2.93	7.90	8.71	4.51	8.68	7.75	3.03	8.07	9.11	4.65	8.88

The characteristic load-carrying capacities stated above refer to brackets used in pairs, in timber to timber connections.

Fix using either Type A or Type B fixings in all pre-punched holes:

- Type A, 30 x 3.75mm Sheradised Square Twist Nails usually supplied loose for manual fixing.
- Type B, 35 x 3.75mm Sheradised Square Twist Nails usually collated for nail gun fixing.




FCP Flat Connector Plates



A range of pre-punched flat connectors suitable for many timber to timber, masonry or steel applications. Manufactured from 2.5mm thick galvanised steel as standard. Stainless steel also available to order.

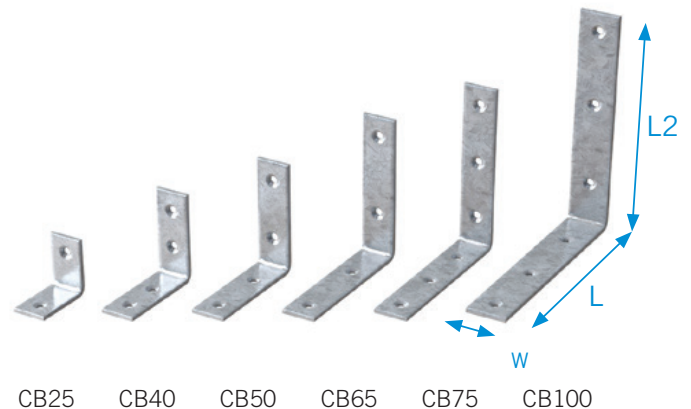
Product code	Dimensions [mm]		Box Quantity
	W	L	
FCP/60x100	60	100	100
FCP/60x180	60	180	100
FCP/60x240	60	240	100
FCP/60x300	60	300	50



CB Light Duty Corner Bracket

A range of multi-purpose brackets suitable for many DIY and professional fixing applications. Manufactured from pre-galvanised mild steel.

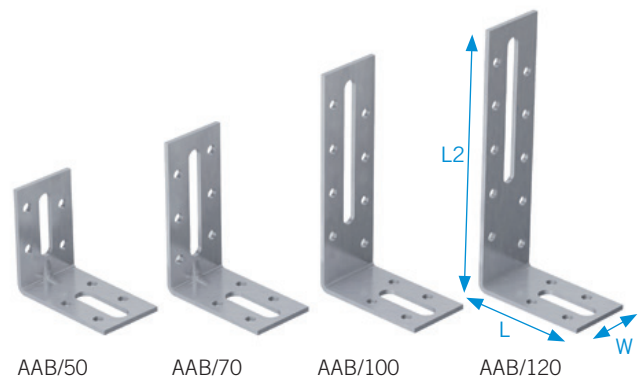
Product code	Dimensions [mm]				Outer Box Quantity
	T	W	L	L2	
CB25/10PK	1.5	15	25	25	300 x 10PK
CB40/10PK	1.5	15	40	40	150 x 10PK
CB50/10PK	1.5	15	50	50	100 x 10PK
CB65/10PK	1.5	15	65	65	100 x 10PK
CB75/10PK	1.5	15	75	75	100 x 10PK
CB100/10PK	2.0	18	100	100	25 x 10PK



AAB Adjustable Angle Bracket

A galvanised 90 degree connector available in a range of sizes with two slots and multi-hole pattern designed for easy adjustment.

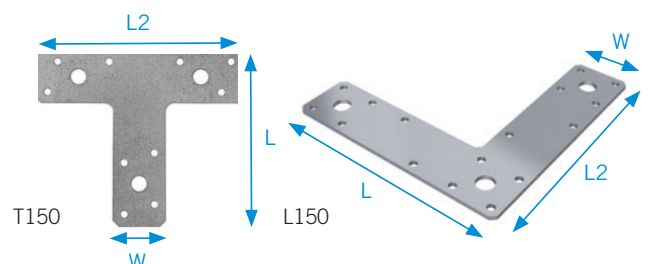
Product code	Dimensions [mm]				Outer Box Quantity
	T	W	L	L2	
AAB/50/10PK	1.8	30	55	50	25 x 10PK
AAB/70/10PK	1.8	30	55	70	25 x 10PK
AAB/100/10PK	2.0	30	55	100	25 x 10PK
AAB/120/10PK	2.5	30	55	120	25 x 10PK



T150 & L150 Brackets

Galvanised brackets used for connecting timbers to make a 'T' or 'L' shaped joint. Available from stock in the following sizes, additional sizing options are available to order. Thickness 2mm.


Product code	Dimensions [mm]			Outer Box Quantity
	L	L2	W	
T150/10PK	150	128	38	25 x 10PK
L150/10PK	150	150	38	25 x 10PK



BRA Light Duty Angle Braces

Light duty angle brackets suitable for many DIY and professional fixing applications. Manufactured from pre-galvanised mild steel.


Product code	Dimensions [mm]				Outer Box Quantity
	T	W	L	L2	
BRA/18x18/10PK	0.8	18	18	18	300 x 10PK
BRA/25x25/10PK	1.2	28	25	25	150 x 10PK



CSP Corner Stretcher Plate

Corner stretcher plate for DIY and professional fixing applications. Manufactured from pre-galvanised mild steel.


Product code	Dimensions [mm]				Outer Box Quantity
	T	W	L	L2	
CSP/25x25/10PK	1.0	38	25	25	150 x 10PK



CPL Corner Plate

Corner plate for DIY and professional fixing applications. Manufactured from pre-galvanised mild steel.

Product code	Dimensions [mm]			Outer Box Quantity
	T	W	L	
CPL/82x82/10PK	1.0	82	82	80 x 10PK



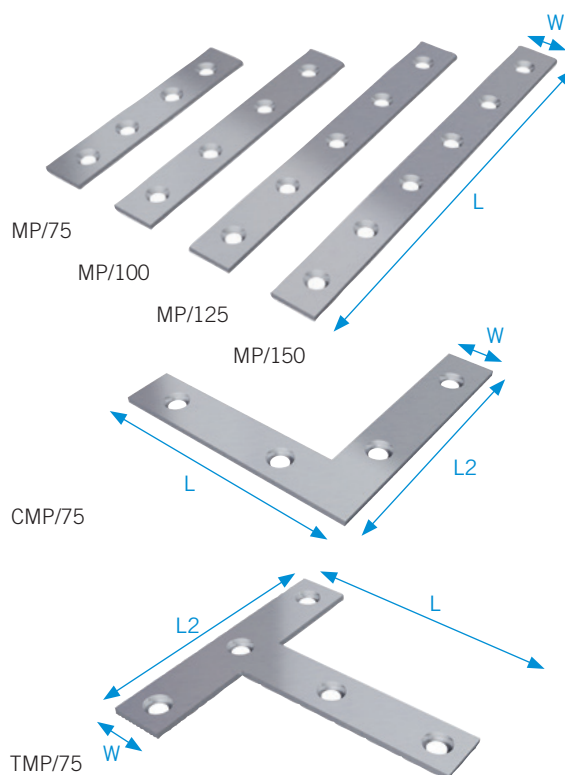
MP Mending Plates

Mending plates for DIY and professional fixing applications. Manufactured from pre-galvanised mild steel.

Product code	Dimensions [mm]			Outer Box Quantity
	T	W	L	
MP/75/10PK	1.5	15	75	150 x 10PK
MP/100/10PK	1.5	15	100	150 x 10PK
MP/125/10PK	1.5	15	125	60 x 10PK
MP/150/10PK	1.5	15	150	60 x 10PK

Product code	Dimensions [mm]				Outer Box Quantity
	T	W	L	L2	
CMP/50/10PK	1.5	12	50	50	150 x 10PK
CMP/75/10PK	1.5	15	75	75	100 x 10PK

Product code	Dimensions [mm]				Outer Box Quantity
	T	W	L	L2	
TMP/75/10PK	1.5	15	75	75	100 x 10PK





Timber Fixings

HJS Herringbone Joist Strut

A superior alternative to timber strutting, Herringbone Struts offer a cost effective method of providing necessary lateral support to floor joists as required by the Building Regulations. Fix to the top and underside of joists using the pre-punched holes. Position at the centre of the span where joists exceed 2.5m long, or in two rows spaced at one third and two thirds of overall span where joist exceeds 4.5metres. Manufactured from 0.9mm thick galvanised steel to suit joist centre spacing of 400, 450 and 600mm.

Product code	Dimensions [mm]		Box Quantity
	W	L	
HJS/400	32	480	100
HJS/450	32	530	100
HJS/600	32	660	100





FA Framing Anchor



Multipurpose fixing that can be used for connecting roof timbers, joist trimmings, studding and general timber frame construction. Slotted design allows bending on site to suit all configurations. Manufactured from 1.2mm thick galvanised steel.

Product code	Dimensions [mm]			Holes no. x Ø [mm]		Box Quantity
	W	W2	L	Plate 1	Plate 2	
FA1, FA2	42	42	125	9 x 4.0	9 x 4.0	125
FA3	42	42	125	9 x 4.0	9 x 4.0	200

Product code	Nails	Characteristic Capacity [kN] - Per pair								
		C16 Timber			C24 Timber			TR26 timber		
		F _{x,k}	F _{y,k}	F _{z,k}	F _{x,k}	F _{y,k}	F _{z,k}	F _{x,k}	F _{y,k}	F _{z,k}
FA1, FA2, FA3	Type A	4.05	2.16	3.11	4.57	2.32	3.41	4.83	2.40	3.52
FA1, FA2, FA3	Type B	4.93	2.63	3.35	5.56	2.86	3.68	5.88	3.75	4.20



The characteristic load-carrying capacities stated above refer to brackets used in pairs, in timber to timber connections.

Fix using either Type A or Type B fixings in all pre-punched holes:


- Type A, 30 x 3.75mm Sheradised Square Twist Nails usually supplied loose for manual fixing.
- Type B, 35 x 3.75mm Sheradised Square Twist Nails usually collated for nail gun fixing.

HDA Holding Down Angles



A heavy duty general purpose angle plate manufactured from 2.0mm thick galvanised steel to BS EN 10346:2009 +G275. **Box quantity 50.**

Product code	Dimensions [mm]			Holes no. x Ø [mm]		Characteristic Capacity [kN]	
	L	W	W2	Plate 1	Plate 2	No of connectors	Uplift
HDA/300	300	32	32	12 x 4.0	12 x 4.0	2	7.5
						4	20
HDA/500	500	32	32	20 x 4.0	20 x 4.0	2	7.5
						4	20



The characteristic load-carrying capacities stated above refer to brackets used in pairs, in timber to timber connections.

Fix using either Type A or Type B fixings in all pre-punched holes:


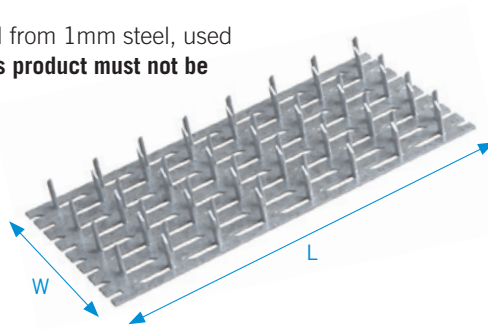
- Type A, 30 x 3.75mm Sheradised Square Twist Nails usually supplied loose for manual fixing.
- Type B, 35 x 3.75mm Sheradised Square Twist Nails usually collated for nail gun fixing.

PP Pallet Plates

A multi-purpose galvanised plate manufactured from 1mm steel, used to connect timbers without the use of nails. **This product must not be used to fabricate roof trusses.**

Product code	Dimensions [mm]		Box Quantity
	L	W	
PP/50x129	129	50	300


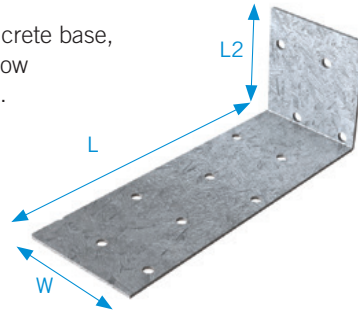
Other sizes available to order.



SPA Sole Plate Anchor

Designed for use as anchorage of timber sole plate to concrete base, but may also be used as a frame tie for fixing timber window frames. Manufactured from 0.9mm thick galvanised steel.

Product code	Dimensions [mm]			Box Quantity
	W	L	L2	
SPA/1	75	187	38	250
SPA/2	75	175	50	250


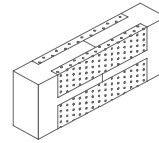


SP Splice Plate

CE


An economical on-site method of butt jointing timbers of similar section. Suitable for use when replacing rotten floor joist ends, replacement of fire damaged timbers and repairing localised structural timber damage. Manufactured from 0.9mm thick steel. Must be fixed in sets of 4 per joint, minimum timber thickness 50mm. Fix using BPC Sheradised square twist nails in all available holes. Box includes required nails.

Box quantity 32 pieces + nails.



Product code	Dimensions [mm]			Holes no. x Ø [mm]		Characteristic Capacity [kN]*
	L	W	B	in plate length	in plate bearing surface	
SP/57x400	400	57	18	40 x 4.0	8 x 4.0	14
SP/82x550	550	82	18	88 x 4.0	11 x 4.0	19
SP/98x550	550	98	18	99 x 4.0	11 x 4.0	22
SP/100x350	350	100	15	63 x 4.0	7 x 4.0	19

* Loading figures stated are for four components




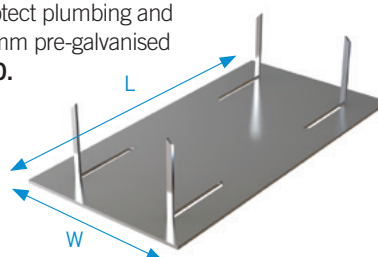
Fix using either Type A or Type B fixings in all pre-punched holes:

- Type A, 30 x 3.75mm Sheradised Square Twist Nails usually supplied loose for manual fixing.
- Type B, 35 x 3.75mm Sheradised Square Twist Nails usually collated for nail gun fixing.

SPL Safeplate


Secured to timber studing by use of pre-punched spikes, to protect plumbing and electrical wiring against random nailing. Manufactured from 0.9mm pre-galvanised steel to BS EN 10346:2009 DX51D +G275. **Box quantity 200.**

Product code	Dimensions [mm]	
	W	L
SPL/54	54	90



MFS Multi-Fix Strapping

An inexpensive perforated strip which can easily be cut or bent to provide a quick and reliable method of bracing roof trusses / diagonal strutting to floor joists / holding down wallplates / suspending pipework and cables / general repairs to fencing and many other DIY jobs. Manufactured from 0.9mm thick galvanised steel.



Product code	Dimensions [mm]		Box Quantity
	W	L	
MFS/20/10	20	10m coil	10
MFS/25/15	25	15m coil	10
MFS/25/50	25	50m coil	1
MFS/50/10	50	10m coil	5




SHER/ST Sheradised Square Twisted Nails (Type A)



Sheradised square twisted nails to BS 1202 Part1 are supplied in either bulk boxes of 25kg or polybags of 2.5 kg and 1.25 kg, approximate contents as detailed below.

Product code	Dimensions [mm]		Approx. Box Quantity
	D	L	
SHER/ST/25KG	3.75	30	10000
SHER/ST/1.25KG	3.75	30	500




SS/ARS Stainless Steel Annular Ring Shank Nails



Stainless steel nails to BS1202 Part1 are supplied in polybags of 100 and 250 pieces.

Product code	Dimensions [mm]		Approx. Box Quantity
	D	L	
SS/ARS/100PK	3.35	50	100
SS/ARS/250PK	3.35	50	250




Timber Connectors


DSTC / SSTC Tooth Plate Connectors



Designed to improve the performance of bolted connections, timber connectors are manufactured in accordance with BS EN 912:200. Type C6/C7 and produced from 1mm thick galvanised steel to BS EN 10346:2009 DX51D +G275. Stainless steel and hot dipped galvanised after manufacture are also available.



Product code	Dimensions [mm]		Single / Double sided	Box Quantity
	D	H		
SSTC/38	38	M12	Single	100
DSTC/38	38	M12	Double	100
SSTC/50	50	M12	Single	100
DSTC/50	50	M12	Double	100
SSTC/63	63	M12	Single	100
DSTC/63	63	M12	Double	100
SSTC/75	75	M12	Single	75
DSTC/75	75	M12	Double	75


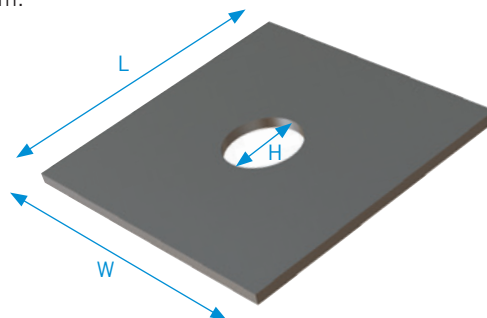


Special hole sizes are available to order.

SPW Square Plate Washers

Available ex-stock in pre-galvanised finish. Thickness 2.3mm. Non standard sizes and stainless steel available to order.

Product code	Dimensions [mm]			Box Quantity
	W	L	H	
SPW/50/10	50	50	M10	100
SPW/50/12	50	50	M12	100
SPW/50/20	50	50	M20	100



Miscellaneous Products

GWB Galvanised Weather Bar


Product code	Dimensions [mm]		
	T	W	L
GWB/28x4	4	28	AS REQ'D



AS Aluminium Roof Soaker

BPC manufacture aluminium Roof Soakers, designed to protect against weather at the point where a roof meets a vertical face, such as a wall or chimney. Used in conjunction with flashings (or other roof coverings), which should overlay the soakers. Thickness 0.5mm.

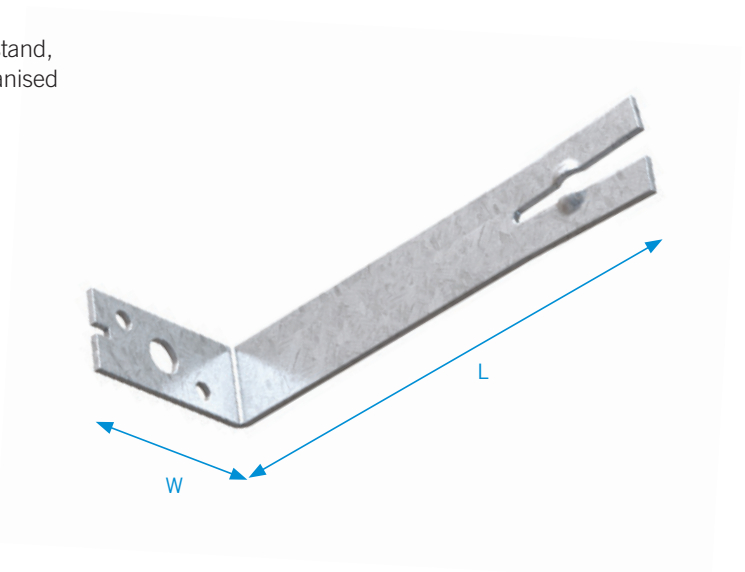
Product code	Dimensions [mm]			Box Quantity
	L	W	W2	
AS/50100/150	150	50	100	25
AS/50100/180	180	50	100	25
AS/50100/300	300	50	100	25
AS/50100/340	340	50	100	25
AS/75100/150	150	75	100	25
AS/75100/180	180	75	100	25
AS/75100/300	300	75	100	25
AS/75100/340	340	75	100	25
AS/7575/150	150	75	75	25
AS/7575/180	180	75	75	25
AS/7575/300	300	75	75	25
AS/7575/340	340	75	75	25



FC Fishtailed Frame Cramp

Standard pattern fishtailed frame cramps complete with 50mm upstand, three fixing holes and fishtailed end. Available in 2.0mm thick galvanised steel to BS EN 10346:2009 DX51D + G275.


Product code	Dimensions [mm]		Box Quantity
	L	W	
G/FC/150	100	50	200
G/FC/200	150	50	200
G/FC/250	200	50	100



WBT Window Board Tie

A pre-galvanised bracket designed to attach window boards to masonry wall. Manufactured from 13 x 3mm galvanised steel to BS EN 10346:2009 + G275.


Product code	Dimensions [mm]			Box Quantity
	T	L	W	
WBT/1/BENT	3.0	150	25	200



VE7 Frame Cramp

Frame cramp (supplied in stainless or galvanised steel) for restraining masonry to new or existing structures and for building in non-structural elements (frames etc).

Product code	Projection [mm]	Box Quantity
VE7-075-STST	75	250
VE7-100-STST	100	250
VE7-125-STST	125	250
VE7-150-STST	150	250
VE7-175-STST	175	250
VE7-200-STST	200	250
VE7-250-STST	250	200
VE7-275-STST	275	200
VE7-300-STST	300	200
VE7-100-G.MS	100	250
VE7-150-G.MS	150	250
VE7-200-G.MS	200	250
VE7-250-G.MS	250	250



SHI Hip Iron

A steel retaining bracket with decorative scroll design, used with traditional hipped roofs to prevent ridge tile movement. Screw or nail fix to rafter and embed in mortar. Manufactured from galvanised mild steel or stainless steel to order. **Box quantity 50.**

Product code	Dimensions [mm]			
	T	W	L	H
SHI/300/3	3	25	300	150
SHI/300/4	4	25	300	150
SHI/300/5	5	25	300	150



Available from:

All illustrations, technical information, descriptions, British and European Standards contained within this publication are intended for guidance only and shall not constitute a "sale by description". All information is provided correct at time of printing (July 2021). The Company pursues a policy of constant product development and information contained in this publication is therefore subject to change without notice. All dimensions given are nominal. Updates will not be issued automatically. The information is not intended to have any legal effect, whether by way of advice, representation or warranty (express or implied). We accept no liability whatsoever (to the extent permitted by law) if you place any reliance on this Publication you must do so at your own risk.

Please contact the Head Office should you have any technical enquiries. ©BPC Building Products Ltd 2021.

BPC Building Products Ltd

Flanshaw Way
Wakefield
WF2 9LP

Tel: +44 (0)1924 364794

Fax: +44 (0)1924 373846

web: www.bpcfixings.com

email: sales@bpcfixings.com

Head Office



Vista Engineering Limited
Carr Brook Works
Elnor Lane
Whaley Bridge
High Peak SK23 7JN

Tel: Sales: +44 (0) 1663 736700

Fax: +44 (0) 1663 733232

web: www.vistaeng.co.uk

email: sales@vistaeng.co.uk



Contact us to enquire about our other product ranges or request a catalogue.



bpc[®]